SUMMER 2020 H/LS IMPROVEMENTS

BID PACKAGE A: TOILET AND FLOORING RENOVATIONS
EAST ALTON WOOD RIVER CUSD #14
EAST ALTON WOOD RIVER HIGH SCHOOL

ARCHITECT / ENGINEER :

Hurst-Rosche, Inc.
PROFESSIONAL DESIGN NUMBER: 184-000298

1400 E. TREMONT STREET
HILLSBORO, IL
PH: 217.532.3959
www.hurst-rosche.com

EAST ST. LOUIS, IL
MARION, IL
ARNOLD, MO
NEOSHO, MO
NASHVILLE, TN

AREA LOCATION MAP

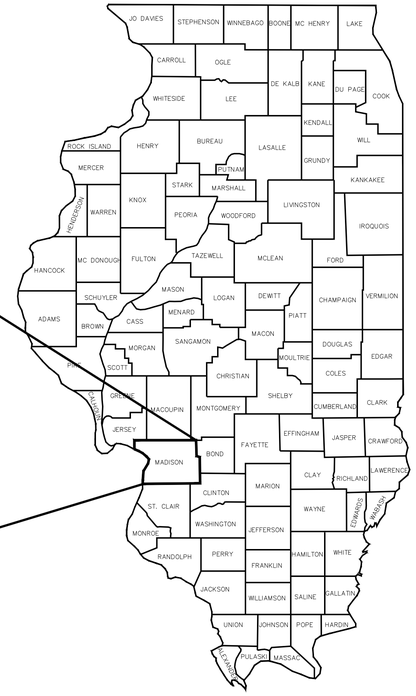

LICENSED ARCHITECT
TIMOTHY L DOWNEN
001.021928
STATE OF ILLINOIS

TIMOTHY L. DOWNEN, AIA

DATE: 02-10-2020

LICENSE EXPIRES: 11-30-2020

DATE: FEBRUARY 10, 2020

HR: 150-2419

ABBREVIATIONS

ABV	ABOVE
AFF	ABOVE FINISH FLOOR
ACC	ACCESS
AP	ACCESS PANEL
AC	ACOUSTICAL
ACT	ACOUSTICAL CEILING TILE
ADH	ADHESIVE
ADJ	ADJACENT
ADJT	ADJUSTABLE
ALT	ALTERNATE, ALTERNATIVE
AL	ALUMINUM
ANC	ANCHOR, ANCHORAGE
AB	ANCHOR BOLT
ARCH	ARCHITECT (URAL)
AD	AREA DRAIN
ASPH	ASPHALT
AUTO	AUTOMATIC
BRG	BEARING
BPL	BEARING PLATE
BM	BENCH MARK, BEAM
BEL	BELOW
BTWN	BETWEEN
BVL	BEVELED
BLK	BLOCK
BLKG	BLOCKING
BD	BOARD
BS	BOTH SIDES
BW	BOTH WAYS
BOT	BOTTOM
BLDG	BUILDING
BL	BRICK LEDGE
CAB	CABINET
CPT	CARPET (ED)
CSMT	CASEMENT
CK	CAULKING
CLG	CEILING
CEM	CEMENT
CT	CERAMIC TILE
CIR	CIRCLE
CLR	CLEAR (ANCE)
CLS	CLOSURE
COL	COLUMN
COMB	COMBINATION
COMP	COMPRESS (ED), (ION), (IBLE)
CONC	CONCRETE
CMU	CONCRETE MASONRY UNIT
CONST	CONSTRUCTION
CONT	CONTINUOUS
CONTR	CONTRACT (OR)
CJ	CONTROL JOINT
CPR	COPPER
CG	CORNER GUARD
CTR	CENTER
CFL	COUNTERFLASHING
CS	COUNTERSINK
CF	CUBIC FOOT
CY	CUBIC YARD
DL	DEAD LOAD
DEM	DEMOLISH, DEMOLITION
DTL	DETAIL
DIAM	DIAMETER
DIM	DIMENSION
DIV	DIVISION
DR	DOOR
DBL	DOUBLE
DH	DOUBLE HUNG
DWL	DOWEL(S)
DS	DOWNSPOUT
DT	DRAIN TILE
DWR	DRAWER
DWG	DRAWING

EF	EACH FACE
ELEC	ELECTRIC (AL)
EP	ELECTRICAL PANELBOARD
EL	ELEVATION
ENC	ENCLOSE (URE)
EQ	EQUAL
EQP	EQUIPMENT
EST	ESTIMATE
EXH	EXHAUST
EXG	EXISTING
EJ	EXPANSION JOINT
EXP	EXPOSED
EXT	EXTERIOR
EWF	ELECTRIC WATER FOUNTAIN
FOC	FACE OF CONCRETE
FOF	FACE OF FINISH
FOM	FACE OF MASONRY
FOS	FACE OF STUDS
FAS	FASTEN, FASTENER
FBD	FIBERBOARD
FGL	FIBERGLASS
FIN	FINISH (ED)
FFE	FINISHED FLOOR ELEVATION
FFL	FINISHED FLOOR LINE
FA	FIRE ALARM
FE	FIRE EXTINGUISHER
FEC	FIRE EXTINGUISHER CABINET
FPL	FIREPLACE
FP	FIREPROOF
FRT	FIRE-RETARDANT
FLG	FLASHING
FLX	FLEXIBLE
FLR	FLOOR (ING)
FD	FLOOR DRAIN
FPL	FLOOR PLATE
FLUR	FLUORESCENT
FJT	FLUSH JOINT
FTG	FOOTING
FND	FOUNDATION
FR	FRAME (D), (ING)
FS	FULL SIZE
FBO	FURNISHED BY OTHERS
FUR	FURRED (ING)
GA	GAGE, GAUGE
GALV	GALVANIZED
GC	GENERAL CONTRACT (OR)
GLF	GLASS FIBER
GB	GRAB BAR
GR	GRADE, GRADING
GVL	GRAVEL
GRT	GROUT
GYP BD	GYPSUM BOARD
HDW	HARDWARE
HWD	HARDWOOD
HDR	HEADER
HTG	HEATING
HD	HEAVY DUTY
HT	HEIGHT
HC	HOLLOW CORE
HM	HOLLOW METAL
HORIZ	HORIZONTAL
HB	HOSE BIB
HWH	HOT WATER HEATER
IN	INCH
INCL	INCLUDING
ID	INSIDE DIAMETER
IF	INSIDE FACE
INS	INSULATE (D), (ION)
INT	INTERIOR

JT	JOINT
JF	JOINT FILLER
J	JOIST
KPL	KICKPLATE
LBL	LABEL
LBP	LEAD-BASED PAINT
LAM	LAMINATE (D)
LAV	LAVATORY
LH	LEFT HAND
L	LENGTH
LT	LIGHT
LW	LIGHTWEIGHT
LF	LINEAL FEET
LTL	LINTEL
LL	LIVE LOAD
LVR	LOUVER
LPT	LOW POINT
MFR	MANUFACTURE (ER)
MAS	MASONRY
MO	MASONRY OPENING
MAX	MAXIMUM
MECH	MECHANICAL
MED	MEDIUM
MBR	MEMBER
MMB	MEMBRANE
MTL	METAL
MWK	MILLWORK
MIN	MINIMUM
MISC	MISCELLANEOUS
MLD	MOLDING, MOULDING
MT	MOUNT (ED), (ING)
MOV	MOVABLE
MULL	MULLION
NAT	NATURAL
NOM	NOMINAL
NIC	NOT IN CONTRACT
NTS	NOT TO SCALE
OC	ON CENTER
OPG	OPENING
OPP	OPPOSITE
OD	OUTSIDE DIAMETER
OA	OVERALL
OH	OVERHEAD
P	PAINT (ED)
PNL	PANEL
PAR	PARALLEL
PK	PARKING
PTN	PARTITION
PERF	PERFORATE (D)
PERI	PERIMETER
PLAS	PLASTER
PLAM	PLASTIC LAMINATE
PL	PLATE
PWD	PLYWOOD
PT	POINT
PORC.	PORCELAIN
PVC	POLYVINYL CHLORIDE
PCF	POUNDS PER CUBIC FOOT
PLF	POUNDS PER LINEAL FOOT
PSF	POUNDS PER SQUARE FOOT
PSI	POUNDS PER SQUARE INCH
PFB	PREFABRICATE (D)
PFN	PREFINISHED
PRF	PREFORMED
PL	PROPERTY LINE

RAD	RADIUS
RAN	RANGE
RL	RAIL (ING)
RE	REFERENCE
REF	REFRIDGERATOR
RFL	REFLECT (ED), (IVE), (OR)
REINF	REINFORCE (D), (ING)
REM	REMOVE
RES	RESILIENT
RVS	REVERSE (SIDE)
REV	REVISION (S), REVISED
RH	RIGHT HAND
RFG	ROOFING
RM	ROOM
RO	ROUGH OPENING
RB	RUBBER BASE
SCH	SCHEDULE
S	SEALER
SEC	SECTION
SHTG	SHEATHING
SHT	SHEET
SH	SHELF, SHELVING
SIM	SIMILAR
SL	SLEEVE
SC	SOLID CORE
SPL	SPECIAL
SPEC	SPECIFICATIONS
SQ	SQUARE
SF	SQUARE FOOT
SY	SQUARE YARD
S&V	STAINED AND VARNISHED
SST	STAINLESS STEEL
STD	STANDARD
STL	STEEL
STO	STORAGE
STRUCT	STRUCTURAL
SYM	SYMMETRY (ICAL)
SYS	SYSTEM
TEL	TELEPHONE
TV	TELEVISION
THK	THICK (NESS)
THR	THRESHOLD
TOL	TOLERANCE
T&G	TONGUE AND GROOVE
T.STL	TOP OF STEEL
TSL	TOP OF SLAB
TFTG	TOP OF FOOTING
TYP	TYPICAL
UC	UNDERCUT
UNF	UNFINISHED
VJ	V-JOINT (ED)
VB	VAPOR BARRIER
VAR	VARNISH
VNR	VENEER
VERT	VERTICAL
WP	WATERPROOFING
WR	WATER REPELLENT
WS	WATERSTOP
WWF	WELDED WIRE FABRIC
W	WIDTH, WIDE
W/	WITH
WDW	WINDOW
W/O	WITHOUT
WD	WOOD
WB	WOOD BASE

DRAWING INDEX

SHEET No.	SHEET TITLE
G-101	COVER SHEET
G-102	ABBREVIATIONS, LEGEND, GENERAL NOTES, AND SHEET INDEX
C-101	OVERALL SITE PLAN
A-100	ADA GUIDELINES
A-101	OVERALL EXISTING FLOOR PLANS
A-102	ARCHITECTURAL DEMOLITION PLANS
A-103	ARCHITECTURAL FLOOR PLANS
A-104	ARCHITECTURAL CEILING PLANS
A-105	ARCHITECTURAL TILE PATTERN PLANS AND DOOR DETAILS
A-106	ARCHITECTURAL FLOOR PATTERN PLAN
A-107	TOILET ELEVATIONS
A-108	TOILET ELEVATIONS
P-101	PLUMBING DEMOLITION PLANS
P-102	PLUMBING FLOOR PLANS
ME-101	DEMOLITION PLANS
ME-102	FLOOR PLANS

CODES & STANDARDS

INTERNATIONAL BUILDING CODE 2015, EXCLUDING CHAPTER 11
INTERNATIONAL EXISTING BUILDING CODE 2015
INTERNATIONAL FIRE CODE 2015, EXCLUDING CHAPTER 4
INTERNATIONAL FUEL GAS CODE 2015
INTERNATIONAL MECHANICAL CODE 2015
INTERNATIONAL PROPERTY MAINTENANCE CODE 2015
INTERNATIONAL ENERGY CONSERVATION CODE 2015
INTERNATIONAL PLUMBING CODE 2015
NATIONAL ELECTRIC CODE 2014
ILLINOIS PLUMBING CODE (71 ILL. ADM. CODE 890)
ILLINOIS ACCESSIBILITY CODE (71 ILL. ADM. CODE 400)
2010 ADA STANDARDS FOR ACCESSIBLE DESIGN

GENERAL NOTES:

1. CONTRACTOR SHALL COORDINATE ALL WORK WITH THE OWNER, ARCHITECT/ENGINEER, AND OTHER TRADES/CONTRACTORS THROUGHOUT THE COURSE OF THE PROJECT.
2. CONTRACTOR SHALL COORDINATE W/ OWNER FOR ALL OWNER RELATED SCHEDULES, PROCEDURES, CLEARANCES & REQUIREMENTS TO ACCESS THE OWNER'S FACILITIES. SUCH PROCEDURES ARE INCIDENTAL TO THE CONTRACT AND SHALL NOT RESULT IN EXTRA COSTS TO THE OWNER.
3. EXISTING SITE WILL BE OCCUPIED THROUGHOUT CONSTRUCTION. DO NOT BLOCK STREETS, ROADS, ALLEYS, ETC.
4. THE CONTRACTOR SHALL COORDINATE ALL WORK WITH THE OWNER PRIOR TO STARTING WORK.
5. THE CONTRACTOR SHALL TAKE NOTE OF ALL EXISTING SITE CONDITIONS AND BE PREPARED TO MOVE OR DISPOSE OF OBJECTS OR MATERIALS WITHIN THE LIMITS OF THE PROJECT. SUCH WORK SHALL NOT BE CAUSE FOR ADDITIONAL COMPENSATION FOR A CHANGE IN THE SCOPE.
6. CONTRACTOR SHALL FIELD VERIFY ALL EXISTING DIMENSIONS AND CONDITIONS AND MAKE MINOR ADJUSTMENTS AS NECESSARY. NOTIFY THE ARCHITECT/ENGINEER OF ANY DISCREPANCIES WHICH MAY AFFECT THE OUTCOME OF THE WORK. DIMENSIONS SHOWN ARE FROM FACE OF FINISH TO FACE OF FINISH UNLESS NOTED OTHERWISE.
7. DIMENSIONS NOTED ON DRAWINGS ARE FOR GENERAL INFORMATION ONLY. PRIOR TO SUBMITTING A BID PROPOSAL, THE CONTRACTOR SHALL THOROUGHLY SURVEY THE EXISTING SITE TO VERIFY EXISTING DIMENSIONS, CONDITIONS, AND DETERMINE ALL MATERIALS, LABOR, AND INCIDENTALS NEEDED FOR COMPLETION OF THE INTENDED CONSTRUCTION. THE CONTRACTOR SHALL VERIFY ALL EXISTING DIMENSIONS AND FIELD CONDITIONS PRIOR TO FABRICATION OR CONSTRUCTION; MAKE MINOR ADJUSTMENTS; AND NOTIFY THE ARCHITECT/ENGINEER OF ANY CONDITIONS THAT MAY AFFECT THE OUTCOME OF THE WORK.
8. AFTER ALL WORK IS COMPLETED, CONTRACTOR SHALL CLEAN WORK AREAS SO THAT THEY ARE FREE OF ANY CONSTRUCTION MATERIALS, TOOL, DIRT AND DEBRIS. FINE GRADE, FERTILIZE, SEED AND STRAW ALL DISTURBED LAWN AREAS.
9. EXISTING SITE IMPROVEMENTS DISTURBED OUTSIDE THE DESIGNATED CONSTRUCTION AREAS ARE TO BE REPLACED WITH EQUAL OR BETTER CONSTRUCTION AT THE EXPENSE OF THE CONTRACTOR. EVERY EFFORT SHALL BE MADE TO MINIMIZE SUCH DISTURBANCES.
10. INFORMATION NOTED ON DRAWINGS ARE FOR GENERAL INFORMATION ONLY. CONTRACTOR SHALL BE RESPONSIBLE FOR THE ENTIRE LAYOUT OF THE SITES AND ALL LOCATION AND DEPTHS OF EXISTING UTILITIES/COMMUNICATION LINES AND REQUIRED CLEARANCES VERTICAL/HORIZONTAL. CONTRACTOR SHALL MAKE ADJUSTMENTS TO ENSURE PROPER INSTALLATION OF REQUIRED WORK AT NO EXTRA COST TO THE OWNER.
11. EXISTING SITE VEGETATION AND CONSTRUCTION, SUCH AS SIDEWALKS, STOOPS, ETC., THAT ARE DISTURBED AND/OR DAMAGED DURING CONSTRUCTION SHALL BE REPLACED WITH EQUAL OR BETTER CONSTRUCTION AT THE EXPENSE OF THE CONTRACTOR. EVERY EFFORT SHALL BE MADE TO MINIMIZE SUCH DISTURBANCES AND DAMAGES.
12. ALL ITEMS NOTED TO REMAIN SHALL NOT BE DISTURBED AND SHALL REMAIN IN PLACE. CONTRACTOR SHALL MAKE EVERY EFFORT TO MINIMIZE ANY DISTURBANCES. IN THE EVENT EXISTING ITEMS ARE DISTURBED, CONTRACTOR SHALL REPAIR/REPLACE WITH EQUAL OR BETTER CONSTRUCTION AT THE CONTRACTOR'S EXPENSE.
13. PRIME CONTRACTOR FOR EACH BID SHALL COORDINATE REMOVAL, HAULING, AND LEGAL DISPOSAL OF ALL MATERIALS WITH SUBCONTRACTORS.
14. CONTRACTOR SHALL MAINTAIN PROJECT SITE FREE FROM CONSTRUCTION DEBRIS AS REQUIRED BY THE OWNER. COORDINATE WITH THE OWNER.
15. ALL REFUSE AND DEBRIS SHALL BE REMOVED FROM THE SITE AND LEGALLY DISPOSED OF BY THE CONTRACTOR. GENERAL CONTRACTOR SHALL COORDINATE REMOVAL, HAULING, AND LEGAL DISPOSAL OF ALL MATERIALS WITH SUBCONTRACTORS. CLEAN ALL WORK AREAS DAILY.
16. AFTER ALL WORK IS COMPLETED, CONTRACTOR SHALL CLEAN ALL AREAS AFFECTED BY CONSTRUCTION SO THAT THEY ARE FREE OF ANY CONSTRUCTION DIRT AND DEBRIS.
17. NEW WORK SHALL MATCH EXISTING ADJOINING CONSTRUCTION FOR A SMOOTH TRANSITION, EXCEPT WHERE NOTED.
18. PROTECT EXISTING UTILITIES DURING CONSTRUCTION.
19. CONTRACTOR SHALL NOTIFY OWNER AND ARCHITECT/ENGINEER PRIOR TO USE OF ANY SCAFFOLDING, LIFTS, SWING STAGES, ETC. USE OF SUCH MATERIALS AND EQUIPMENT SHALL MEET ALL FEDERAL, STATE, AND LOCAL SAFETY REGULATIONS AND ORDINANCES.
20. CONTRACTOR SHALL BE RESPONSIBLE FOR ALL BUILDING/WORK PERMITS AND CERTIFICATION REQUIREMENTS. SUBMIT COPIES OF ALL PERMITS/CERTIFICATIONS TO A/E AND OWNER.
21. RECONNECT ALL ITEMS THAT WERE DISCONNECTED DURING CONSTRUCTION. ENSURE ALL CONNECTIONS ARE SAFE AND WEATHER-TIGHT.
22. ALL WORK PERFORMED & MATERIALS INSTALLED SHALL BE IN STRICT ACCORDANCE W/ ALL APPLICABLE CODES, REGULATIONS AND ORDINANCES. CONTRACTOR SHALL COMPLY WITH ALL LAWS, ORDINANCES, RULES, REGULATIONS AND LAWFUL ORDERS OF ANY PUBLIC AUTHORITY BEARING ON THE PERFORMANCE OF THE WORK. MECHANICAL AND ELECTRICAL SYSTEMS SHALL BE INSTALLED IN ACCORDANCE WITH ALL APPLICABLE MUNICIPAL AND UTILITY COMPANY SPECIFICATIONS, AND LOCAL OR STATED JURISDICTIONAL CODES, ORDINANCES AND REGULATIONS.
23. THE KITCHEN AND CAFETERIA AREA WILL NOT BE AVAILABLE FOR CONSTRUCTION OR OCCUPANCY FROM 6-8-2020 TO 7-3-2020 DUE TO ASBESTOS ABATEMENT PERFORMED BY OTHERS UNDER SEPARATE CONTRACT. ALL OF THE KITCHEN EQUIPMENT AND SALVAGE WORK IDENTIFIED ON SHEET A-106 MUST BE COMPLETED PRIOR TO 6-8-2020.
24. ROOM A059 WILL NOT BE AVAILABLE FOR CONSTRUCTION OR OCCUPANCY FROM 6-15-2020 TO 6-23-2020 DUE TO ASBESTOS ABATEMENT PERFORMED BY OTHERS UNDER SEPARATE CONTRACT. DEMOLITION WORK MAY BEGIN PRIOR TO 6-15-2020 AS LONG AS THE FLOOR TILE AND FLOOR TILE MASTIC ARE NOT DISTURBED.
25. ROOM A062 WILL NOT BE AVAILABLE FOR CONSTRUCTION OR OCCUPANCY FROM 6-15-2020 TO 6-23-2020 DUE TO ASBESTOS ABATEMENT PERFORMED BY OTHERS UNDER SEPARATE CONTRACT. DEMOLITION WORK MAY BEGIN PRIOR TO 6-15-2020 AS LONG AS THE URINALS, URINAL CHASE WALL AND OVERHEAD PIPING ARE NOT DISTURBED.
26. ROOM C103 WILL NOT BE AVAILBLE FOR CONSTRUCTION OR OCCUPANCY FROM 6-24-2020 TO 6-30-2020 DUE TO ASBESTOS ABATEMENT PERFORMED BY OTHERS UNDER SEPARATE CONTRACT. DEMOLITION WORK MAY BEGIN PRIOR TO 6-24-2020 AS LONG AS THE URINALS, URINAL CHASE WALL OR PIPE INSULATION BEHIND THE CHASE WALL IS NOT DISTURBED.

Hurst-Rosche, Inc.
PROFESSIONAL DESIGN NUMBER: 184-000298
1400 E. TREMONT STREET
HILLSBORO, IL
PH: 217.532.3959
www.hurst-rosche.com
EAST ST. LOUIS, IL
MARION, IL
ARNOLD, MO
NEOSHO, MO
NASHVILLE, TN

SUMMER 2020 H/LS IMPROVEMENTS
BID PACKAGE A: TOILET AND FLOORING RENOVATION
EAST ALTON WOOD RIVER HIGH SCHOOL
EAST ALTON WOOD RIVER CHSD #14
777 NORTH WOOD RIVER AVENUE

MARK	DATE	DESCRIPTION

DATE: 02-10-2020
PROJECT NO: 150-2419

DESIGN:	DRAWN:	CHECK:
TLD	NAL	TLD

ABBREVIATIONS, LEGEND, GENERAL NOTES, AND SHEET INDEX

G-102

© 2020 HURST-ROSCHE, INC.

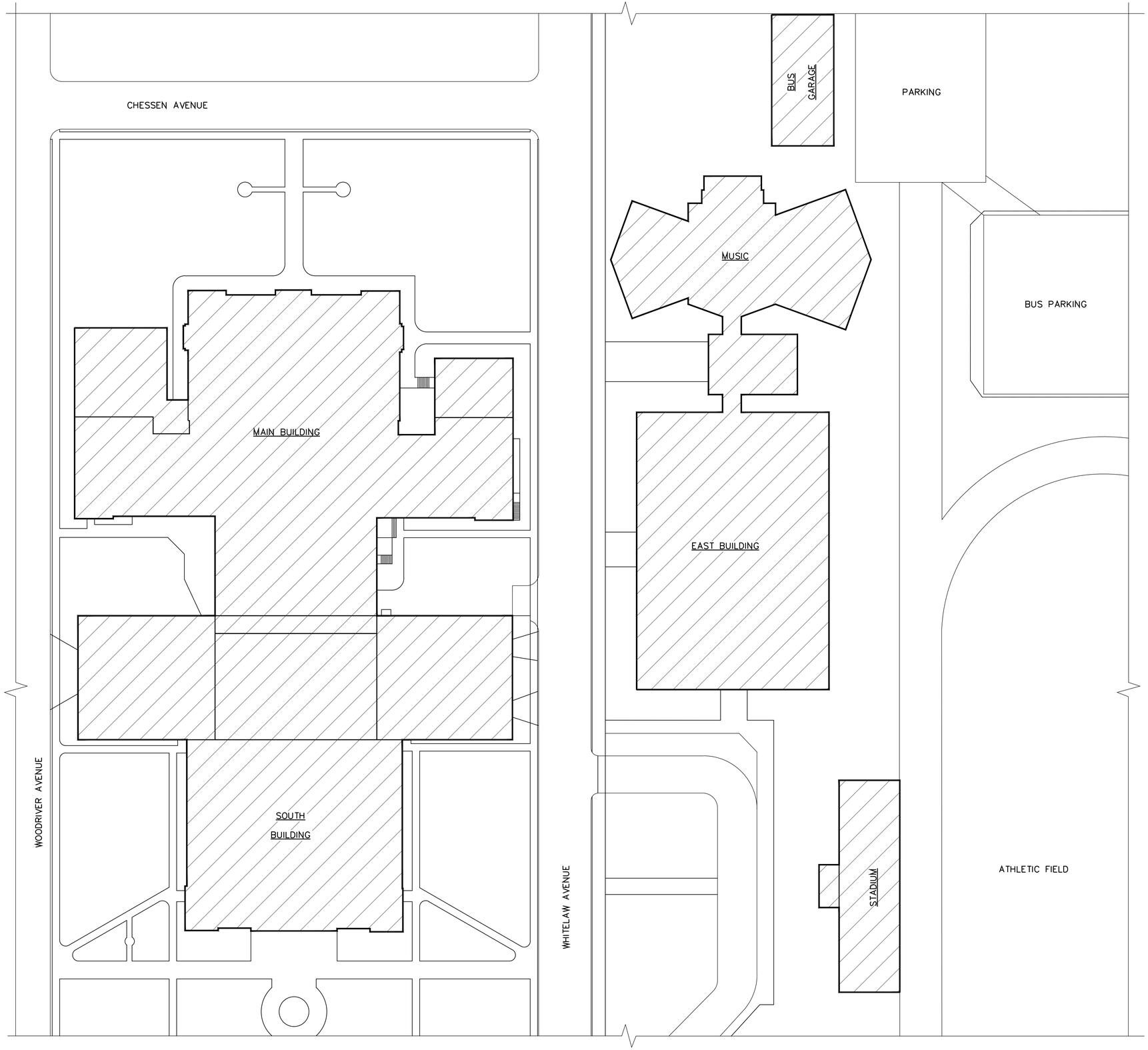

NORTH

1 C-101

SITE PLAN

SCALE: 1/32" = 1'-0"

Hurst-Rosche, Inc.
PROFESSIONAL DESIGN NUMBER: 184-000298
1400 E. TREMONT STREET
HILLSBORO, IL
PH: 217.532.3959
www.hurst-rosche.com
EAST ST. LOUIS, IL
MARION, IL
ARNOLD, MO
NEOSHO, MO
NASHVILLE, TN

LICENSED ARCHITECT
TIMOTHY L DOWNEN
001.021928
STATE OF ILLINOIS

SIGNATURE
DATE 02-10-2020
LICENSE EXPIRES 11-30-2020

SUMMER 2020 H/LS IMPROVEMENTS
BID PACKAGE A: TOILET AND FLOORING RENOVATION
EAST ALTON WOOD RIVER HIGH SCHOOL
EAST ALTON WOOD RIVER CHSD #14
777 NORTH WOOD RIVER AVENUE

MARK	DATE	DESCRIPTION

DATE: 02-10-2020
PROJECT NO: 150-2419

DESIGN:	DRAWN:	CHECK:
TLD	NAL	TLD

OVERALL SITE PLAN

C-101

© 2020 HURST-ROSCHE, INC.

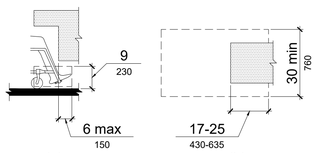

TOE CLEARANCE
SCALE: N.T.S.

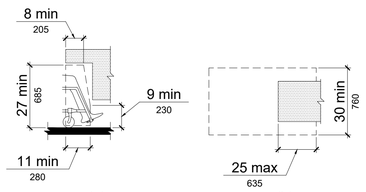

KNEE CLEARANCE
SCALE: N.T.S.

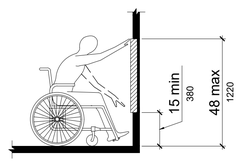

UNOBST. FORWARD REACH
SCALE: N.T.S.

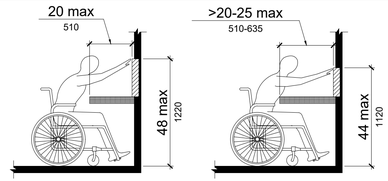

OBST. HIGH FORWARD REACH
SCALE: N.T.S.

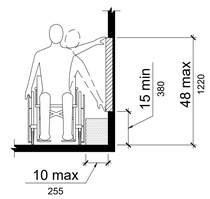

UNOBST. SIDE REACH
SCALE: N.T.S.

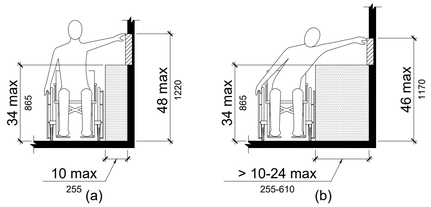

OBST. HIGH SIDE REACH
SCALE: N.T.S.

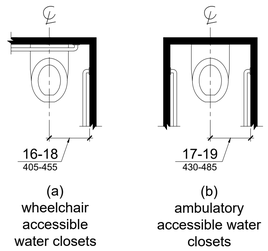

WATER CLOSET LOCATION
SCALE: N.T.S.

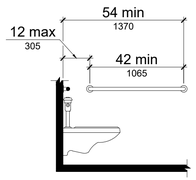

SIDE WALL GRAB BAR
SCALE: N.T.S.

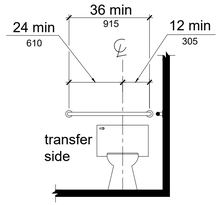

REAR WALL GRAB BAR
SCALE: N.T.S.

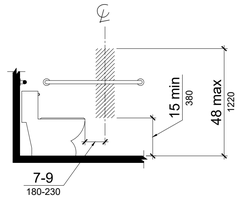

DISPENSER OUTLET LOCATION
SCALE: N.T.S.

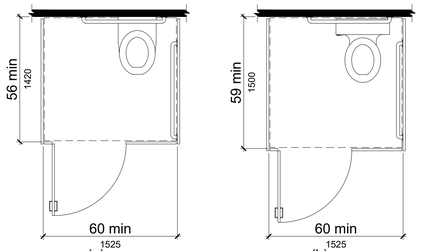

SIZE OF ACCESSIBLE COMPARTMENT
SCALE: N.T.S.

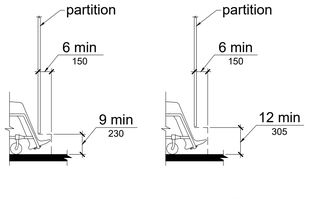

ACCESSIBLE COMPARTMENT TOE CLEARANCE
SCALE: N.T.S.

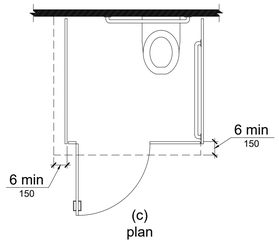

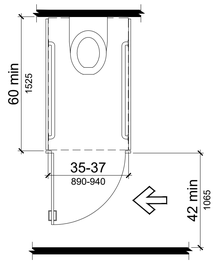

AMBULATORY ACCESSIBLE COMPARTMENT
SCALE: N.T.S.

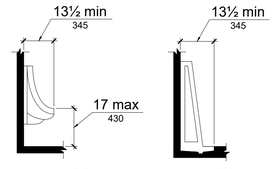

URINAL HEIGHT / DEPTH
SCALE: N.T.S.

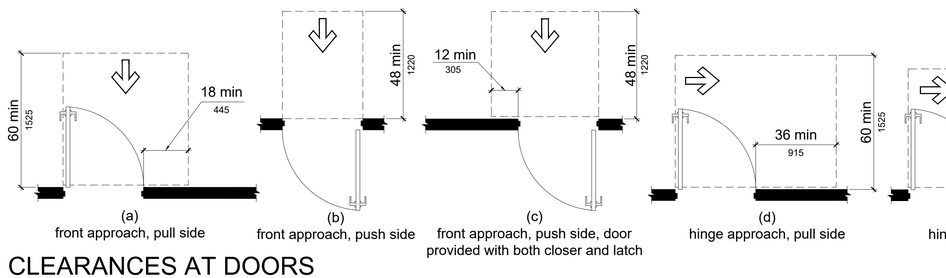

CLEARANCES AT DOORS
SCALE: N.T.S.

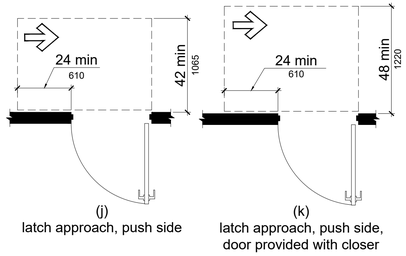

CLEARANCES AT DOORS (CONT'D)
SCALE: N.T.S.

Hurst-Rosche, Inc.
PROFESSIONAL DESIGN NUMBER: 184-000298
1400 E. TREMONT STREET
HILLSBORO, IL
PH: 217.532.3959
www.hurst-rosche.com
EAST ST. LOUIS, IL
MARION, IL
ARNOLD, MO
NEOSHO, MO
NASHVILLE, TN

LICENSED ARCHITECT
TIMOTHY L DOWNEN
001.021928
STATE OF ILLINOIS

SIGNATURE
DATE 02-10-2020
LICENSE EXPIRES 11-30-2020

SUMMER 2020 H/LS IMPROVEMENTS
BID PACKAGE A: TOILET AND FLOORING RENOVATION
EAST ALTON WOOD RIVER HIGH SCHOOL
EAST ALTON WOOD RIVER CHSD #14
777 NORTH WOOD RIVER AVENUE

MARK	DATE	DESCRIPTION

DATE: 02-10-2020
PROJECT NO: 150-2419
DESIGN: TLD | DRAWN: NAL | CHECK: TLD

ADA GUIDELINES

A-100

© 2020 HURST-ROSCHE, INC.

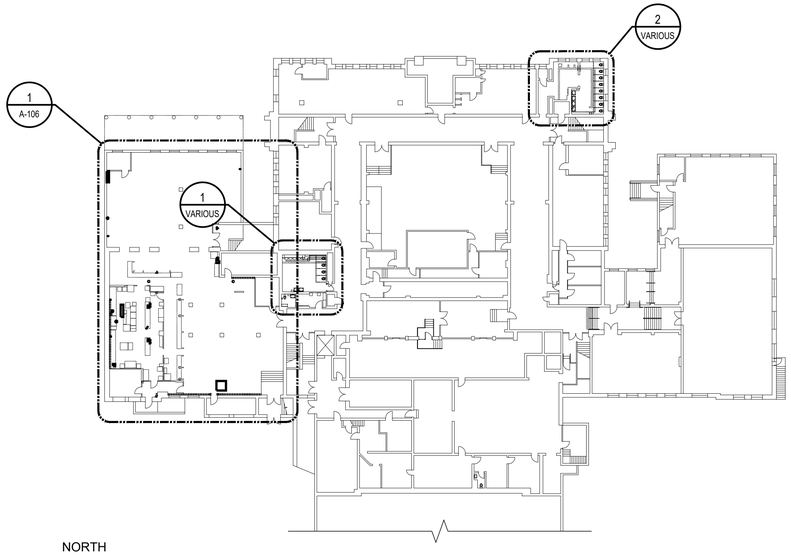

NORTH

1
A-101

EXISTING MAIN BLDG BASEMENT PLAN

SCALE: 1/32" = 1'-0"

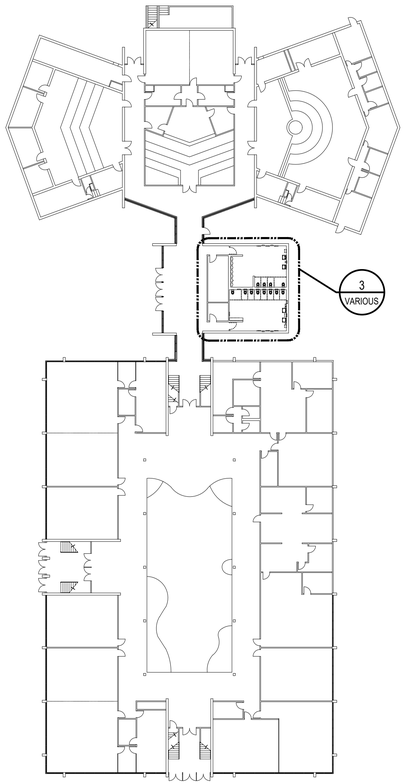

NORTH

2
A-101

EXISTING EAST BLDG FIRST FLOOR PLAN

SCALE: 1/32" = 1'-0"

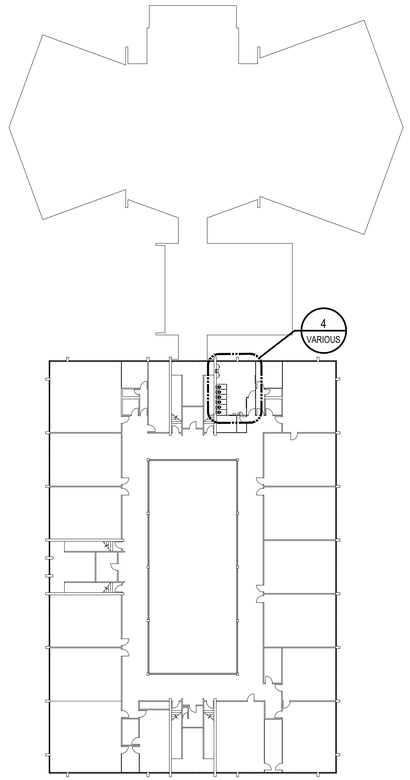

NORTH

3
A-101

EXISTING EAST BLDG SECOND FLOOR PLAN

SCALE: 1/32" = 1'-0"

GENERAL NOTES:

1. SEE A-100 FOR ADA GUIDELINE DRAWINGS.
2. SEE A-102 FOR DEMOLITION PLANS.
3. SEE A-103 FOR FLOOR PLANS.
4. SEE A-104 FOR CEILING PLANS, SCHEDULES AND DOOR / DOOR FRAME ELEVATIONS.
5. SEE A-105 FOR FLOOR PATTERN PLANS.

Hurst-Rosche, Inc.
PROFESSIONAL DESIGN NUMBER: 184-000298
1400 E. TREMONT STREET
HILLSBORO, IL
PH: 217.532.3959
www.hurst-rosche.com
EAST ST. LOUIS, IL
MARION, IL
ARNOLD, MO
NEOSHO, MO
NASHVILLE, TN

LICENSED ARCHITECT
TIMOTHY L DOWNEN
001.021928
STATE OF ILLINOIS

SIGNATURE
02-10-2020
DATE
11-30-2020
LICENSE EXPIRES

SUMMER 2020 H/LS IMPROVEMENTS
BID PACKAGE A: TOILET AND FLOORING RENOVATIONS
EAST ALTON WOOD RIVER HIGH SCHOOL
EAST ALTON WOOD RIVER CHSD #14
777 NORTH WOOD RIVER AVENUE

MARK	DATE	DESCRIPTION

DATE: 02-10-2020
PROJECT NO: 150-2419

DESIGN:	DRAWN:	CHECK:
TLD	NAL	TLD

OVERALL EXISTING FLOOR PLANS

A-101

© 2020 HURST-ROSCHE, INC.

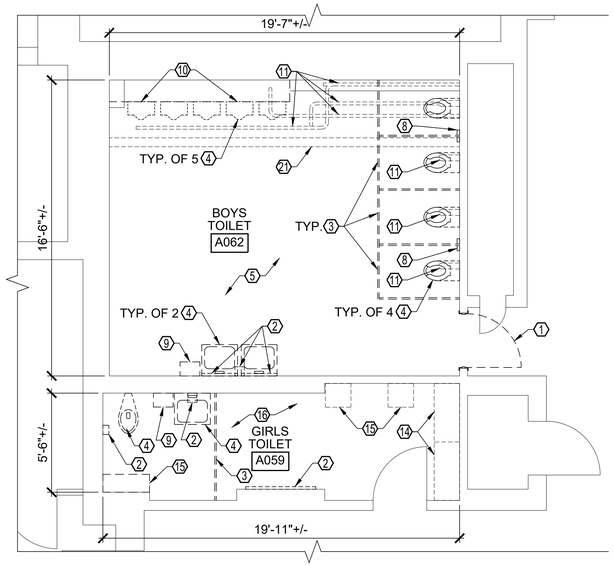

NORTH

1 A-102

DEMO FLOOR PLAN

SCALE: 1/4" = 1'-0"

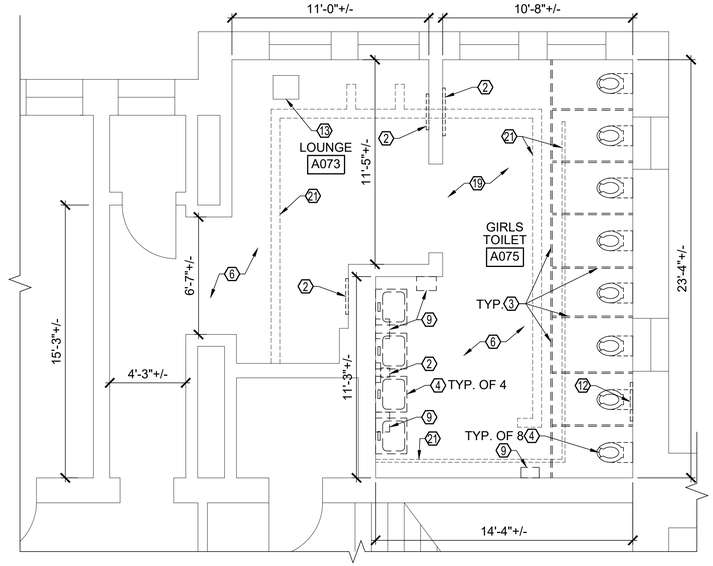

NORTH

2 A-102

DEMO FLOOR PLAN

SCALE: 1/4" = 1'-0"

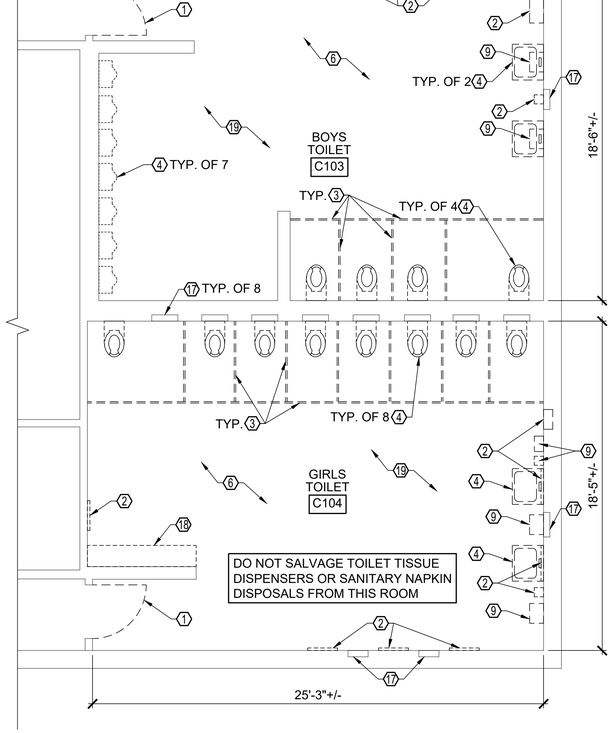

NORTH

3 A-102

DEMO FLOOR PLAN

SCALE: 1/4" = 1'-0"

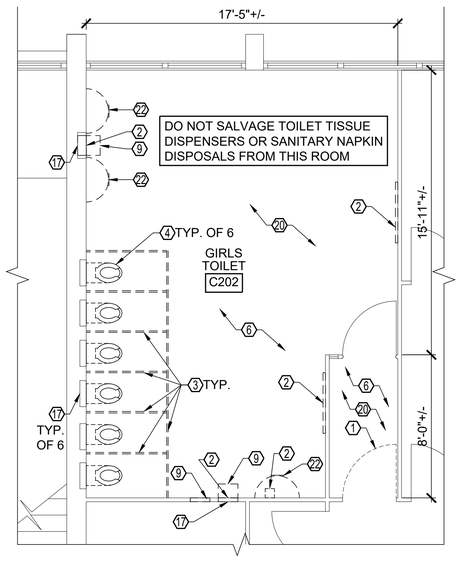

NORTH

4 A-102

DEMO FLOOR PLAN

SCALE: 1/4" = 1'-0"

DEMO NOTES: (X)

1. DEMO DOOR SLAB AND HARDWARE. DOOR FRAME TO REMAIN. WELD AND GRIND SMOOTH ALL HOLES AND MORTISES IN EXISTING FRAME. PRIME AND PAINT EXISTING DOOR FRAME.
2. DEMO TOILET ROOM ACCESSORY.
3. SALVAGE EXISTING TOILET PAPER AND SANITARY NAPKIN DISPOSALS FOR REINSTALLATION. DEMO TOILET PARTITIONS AND ALL OTHER ACCESSORIES.
4. DEMO PLUMBING FIXTURES AND ALL RELATED ACCESSORIES.
5. DEMO CERAMIC TILE FLOORING AND CERAMIC BASE. PATCH FLOOR WITH CEMENTITIOUS SELF LEVELING COMPOUND AS RECOMMENDED BY PORCELAIN TILE AND / OR QUARTZ EPOXY FLOORING MANUFACTURER. PATCH BASE OF WALL TO MATCH REST OF EXG. PLASTER IN MATERIAL &TEXTURE AS NECESSARY HEIGHT OF NEW BASE MATERIAL.
6. STRIP BUILT-UP FLOOR FINISH AND WAX FROM TERRAZZO. NEUTRALIZE TERRAZZO WITH A RINSELESS CLEANER. GRIND & POLISH TERRAZZO WITH DIAMONT PADS (RESTORATIVE TYPE - 70, 100, 220, 400 GRIT). CLEAN FLOOR THOROUGHLY WITH RINSELESS CLEANER. RINSE FLOOR WITH CLEAN WATER AND ALLOW TO DRY COMPLETELY. APPLY NEW TERRAZZO SEALER. DEMO ANY EXISTING BASE MATERIAL.
7. NOT USED.
8. PATCH APPROXIMATE 8" BY 8" HOLES THROUGH WALL AFTER LOUVER DEMOLITION. FINISH PLASTER TO MATCH EXISTING PLASTER IN MATERIAL AND TEXTURE. SEE ME SHEETS FOR ADDITIONAL INFORMATION.
9. SALVAGE PAPER TOWEL DISPENSER AND RETURN TO OWNER. SALVAGE SANITARY NAPKIN DISPENSER AND COORDINATE REINSTALLATION WITH OWNER.
10. DEMOLISH URINAL CHASE WALL AND TOP, INCLUDING ALL STUDS, SHEATHING, CERAMIC TILE AND ACCESSORIES.
11. EXISTING OVERHEAD PIPING TO REMAIN - SEE P-SHEETS FOR MORE INFORMATION.
12. SALVAGE, PREP, PRIME, AND PAINT ELECTRICAL BOX COVER.
13. FLOOR ACCESS PANEL TO REMAIN - PREP, PRIME AND PAINT.
14. OWNER TO REMOVE AND REINSTALL FREE STANDING CABINETS.
15. CONTRACTOR TO REMOVE, SALVAGE AND REINSTALL SURFACE MOUNTED LOCKERS OR SHELF.
16. FLOORING AND BASE MATERIALS WILL BE REMOVED BY OTHERS.
17. USE 3 5/8" METAL STUDS @ 12" O.C. TO FILL RECESS FROM ABANDONED OR DEMOLISHED TOILET ROOM ACCESSORY. DEMO ANY EXISTING INFILL OR ACCESSORY.
18. DEMO EXISTING SHELVING UNIT.
19. DEMO EXISTING SUSPENDED ACOUSTICAL CEILING, GRID, SUSPENSION SYSTEM AND ALL RELATED ACCESSORIES.
20. DEMO EXISTING SUSPENDED ACOUSTICAL CEILING PANELS ONLY.
21. DEMO EXISTING OVERHEAD PIPING.
22. EXISTING SINK ASSEMBLIES WILL BE REMOVED BY OTHERS.

GENERAL NOTES:

1. SEE A-100 FOR ADA GUIDELINE DRAWINGS.
2. SEE A-101 FOR OVERALL EXISTING FLOOR PLANS.
3. SEE A-103 FOR FLOOR PLANS.
4. SEE A-104 FOR CEILING PLANS, SCHEDULES AND DOOR / DOOR FRAME ELEVATIONS.
5. SEE A-105 FOR FLOOR PATTERN DRAWINGS.
6. CONTRACTOR SHALL FIELD VERIFY ALL EXG. DIMENSIONS AND CONDITIONS & MAKE MINOR ADJUSTMENTS AS NECESSARY. NOTIFY THE A/E OF ANY DISCREPANCIES WHICH MAY AFFECT THE OUTCOME OF THE WORK.
7. EXISTING CONSTRUCTION / FINISHES DISTURBED DURING DEMOLITION / CONSTRUCTION / RENOVATION SHALL BE RESTORED TO A CONDITION AT LEAST EQUAL IN MATERIAL AND APPEARANCE TO THAT WHICH EXISTED BEFORE THE WORK BEGAN.
8. ALL MATERIAL REMOVED DURING DEMOLITION SHALL BE REMOVED FROM THE SITE UNLESS OTHERWISE NOTED OR INDICATED.
9. OWNER SHALL BE RESPONSIBLE FOR REMOVING MOVEABLE FURNITURE & EQUIPMENT FROM THE AREAS OF THE WORK. HOWEVER, CONTRACTOR SHALL BE PREPARED TO DEMOLISH, REMOVE & LEGALLY DISPOSE OF MINOR CASEWORK, WINDOW TREATMENTS, SIGNAGE, ETC. CONSIDERED TO BE COMMENSURATE WITH THE DEMOLITION INDICATED.
10. SEE OTHER TRADE SHEETS FOR ADDITIONAL DEMOLITION REQUIRED FOR ACCESS TO PIPING AND FOR NEW DUCTWORK RUNS.

HR

Hurst-Rosche, Inc.

PROFESSIONAL DESIGN NUMBER: 184-000298

1400 E. TREMONT STREET
HILLSBORO, IL
PH: 217.532.3959
www.hurst-rosche.com

EAST ST. LOUIS, IL
MARION, IL
ARNOLD, MO
NEOSHO, MO
NASHVILLE, TN

LICENSED ARCHITECT
TIMOTHY L DOWNEN
001.021928
STATE OF ILLINOIS

SIGNATURE

DATE 02-10-2020

LICENSE EXPIRES 11-30-2020

SUMMER 2020 H/LS IMPROVEMENTS
BID PACKAGE A: TOILET AND FLOORING RENOVATION
EAST ALTON WOOD RIVER HIGH SCHOOL
EAST ALTON WOOD RIVER CHSD #14
777 NORTH WOOD RIVER AVENUE

MARK	DATE	DESCRIPTION

DATE: 02-10-2020
PROJECT NO: 150-2419

DESIGN:	DRAWN:	CHECK:
TLD	NAL	TLD

ARCHITECTURAL DEMOLITION PLANS

A-102

© 2020 HURST-ROSCHE, INC.

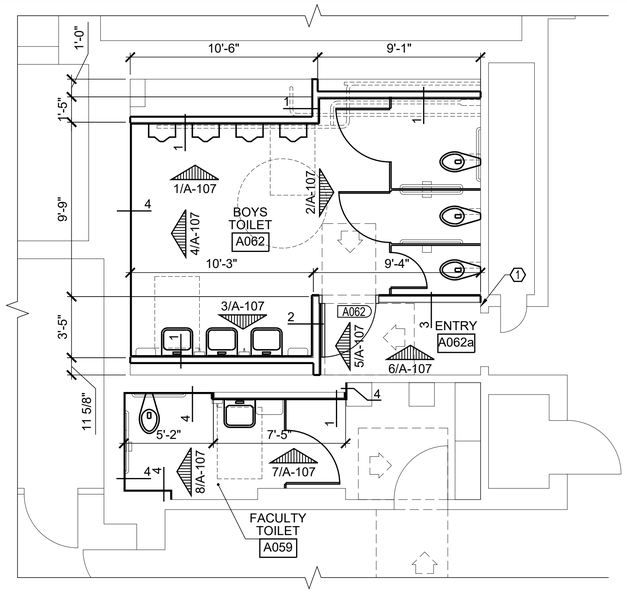

NORTH 1 A-103 **FLOOR PLAN**

SCALE: 1/4" = 1'-0"

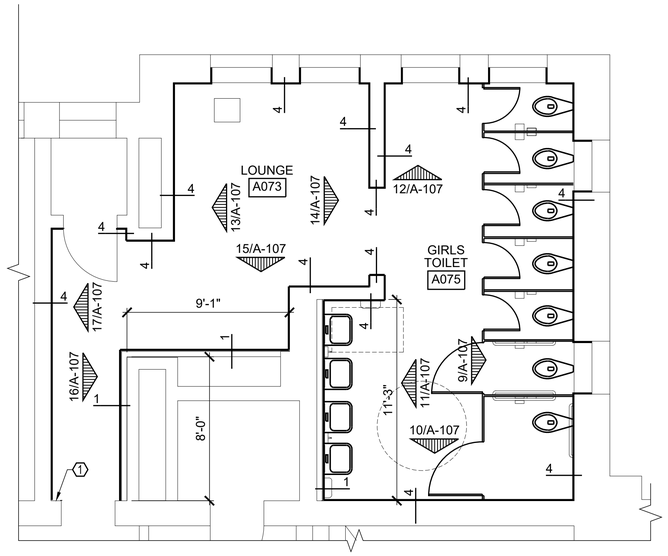

NORTH 2 A-103 **FLOOR PLAN**

SCALE: 1/4" = 1'-0"

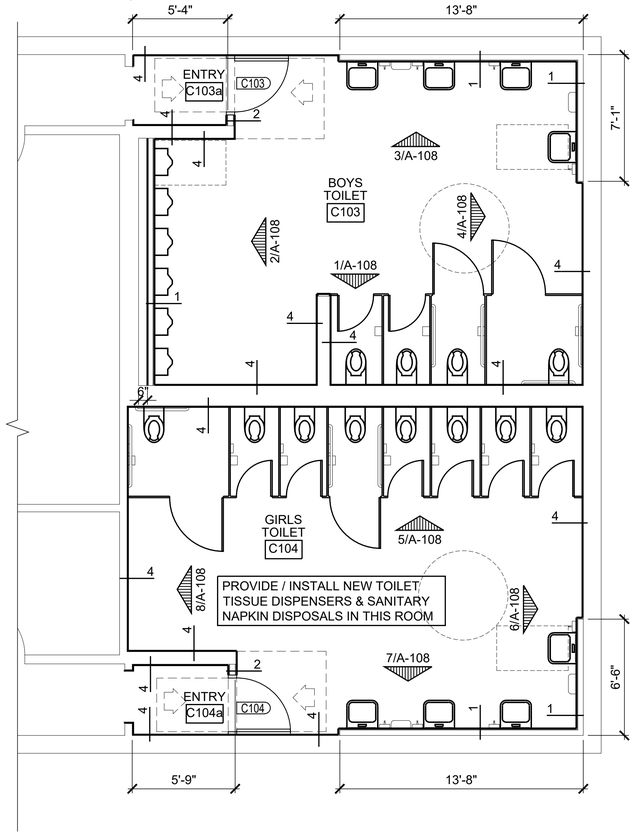

NORTH 3 A-103 **FLOOR PLAN**

SCALE: 1/4" = 1'-0"

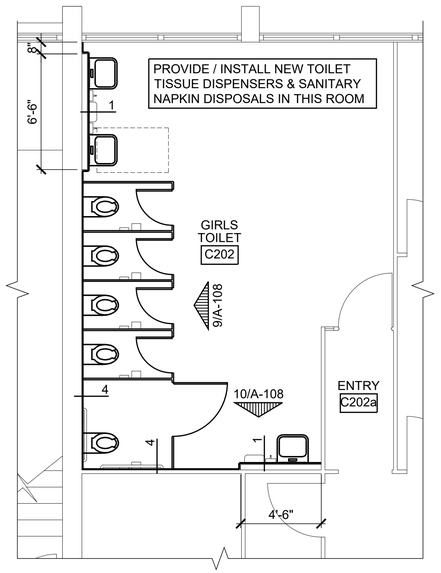

NORTH 4 A-103 **FLOOR PLAN**

SCALE: 1/4" = 1'-0"

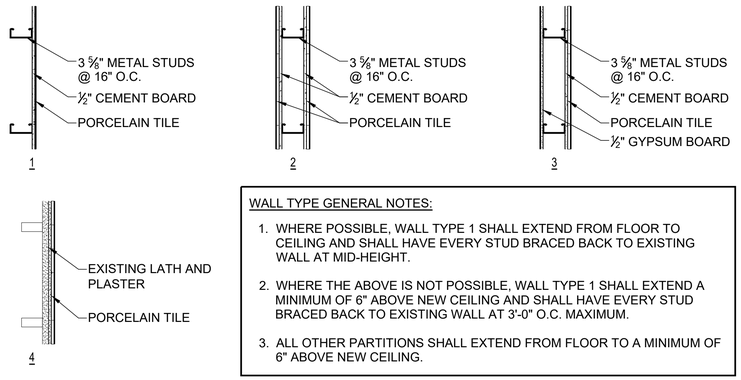

WALL TYPE GENERAL NOTES:

1. WHERE POSSIBLE, WALL TYPE 1 SHALL EXTEND FROM FLOOR TO CEILING AND SHALL HAVE EVERY STUD BRACED BACK TO EXISTING WALL AT MID-HEIGHT.
2. WHERE THE ABOVE IS NOT POSSIBLE, WALL TYPE 1 SHALL EXTEND A MINIMUM OF 6" ABOVE NEW CEILING AND SHALL HAVE EVERY STUD BRACED BACK TO EXISTING WALL AT 3'-0" O.C. MAXIMUM.
3. ALL OTHER PARTITIONS SHALL EXTEND FROM FLOOR TO A MINIMUM OF 6" ABOVE NEW CEILING.

5 A-103 **WALL TYPE DETAILS**

SCALE: 1" = 1'-0"

GENERAL NOTES:

1. SEE A-100 FOR ADA GUIDELINE DRAWINGS.
2. SEE A-101 FOR OVERALL EXISTING FLOOR PLANS.
3. SEE A-102 FOR DEMOLITION PLANS.
4. SEE A-104 FOR CEILING PLANS, SCHEDULES AND DOOR / DOOR FRAME ELEVATIONS.
5. SEE A-105 FOR FLOOR PATTERN DRAWINGS.
6. PLAN DIMENSIONS ARE TO FACE OF STUD OR FACE OF EXISTING FINISH, UNLESS NOTED OTHERWISE. DO NOT SCALE DRAWINGS - USE DIMENSIONS.
7. PROVIDE & INSTALL BLOCKING BEHIND ALL WALL MOUNTED ITEMS INDICATED IN DRAWINGS AND SPECIFICATIONS.
8. PROVIDE PATCHING OF WALL AND FLOOR SURFACES AS NECESSARY FOR DEMOLITION OPERATIONS INDICATED ON OTHER TRADE SHEETS.

KEYED NOTES: (X)

1. PATCH AND PRIME / PAINT WALL FROM REMOVAL OF EXISTING LIGHT SWITCH.

HR

Hurst-Rosche, Inc.

PROFESSIONAL DESIGN NUMBER: 184-000298

1400 E. TREMONT STREET
HILLSBORO, IL
PH: 217.532.3959
www.hurst-rosche.com

EAST ST. LOUIS, IL
MARION, IL
ARNOLD, MO
NEOSHO, MO
NASHVILLE, TN

LICENSED ARCHITECT
TIMOTHY L DOWNEN
001.021928
STATE OF ILLINOIS

SIGNATURE
DATE 02-10-2020
LICENSE EXPIRES 11-30-2020

SUMMER 2020 H/LS IMPROVEMENTS
BID PACKAGE A: TOILET AND FLOORING RENOVATION
EAST ALTON WOOD RIVER HIGH SCHOOL
EAST ALTON WOOD RIVER CHSD #14
777 NORTH WOOD RIVER AVENUE

MARK	DATE	DESCRIPTION

DATE: 02-10-2020
PROJECT NO: 150-2419
DESIGN: TLD | DRAWN: NAL | CHECK: TLD

ARCHITECTURAL FLOOR PLANS

A-103

© 2020 HURST-ROSCHE, INC.

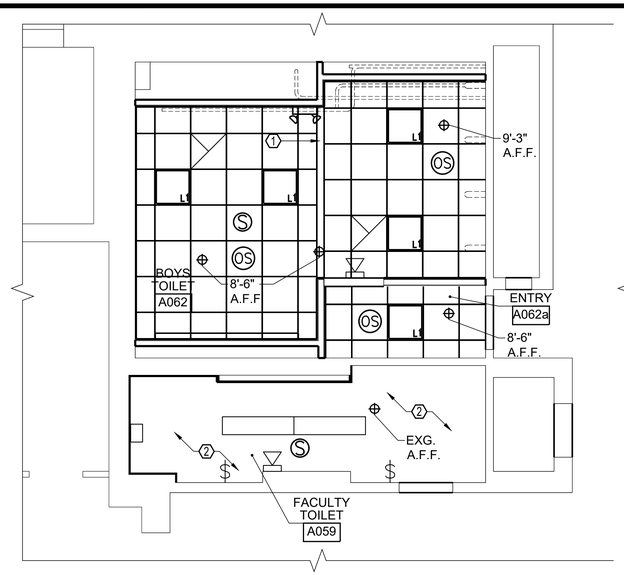

NORTH 1 A-104

CEILING PLAN

SCALE: 1/4" = 1'-0"

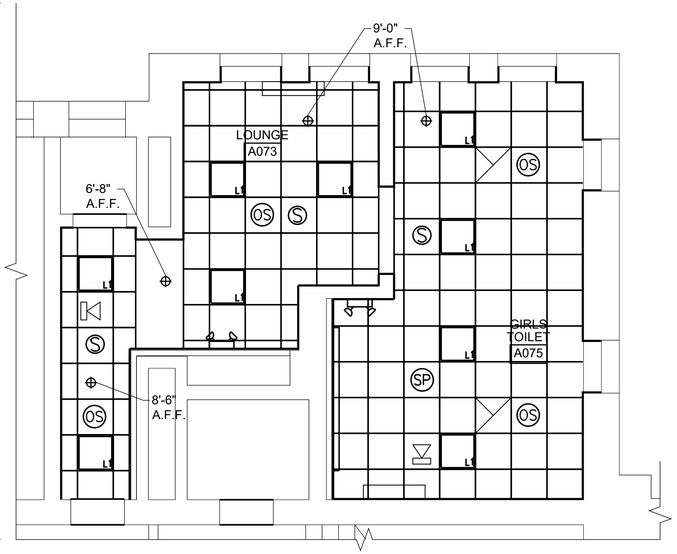

NORTH 2 A-104

CEILING PLAN

SCALE: 1/4" = 1'-0"

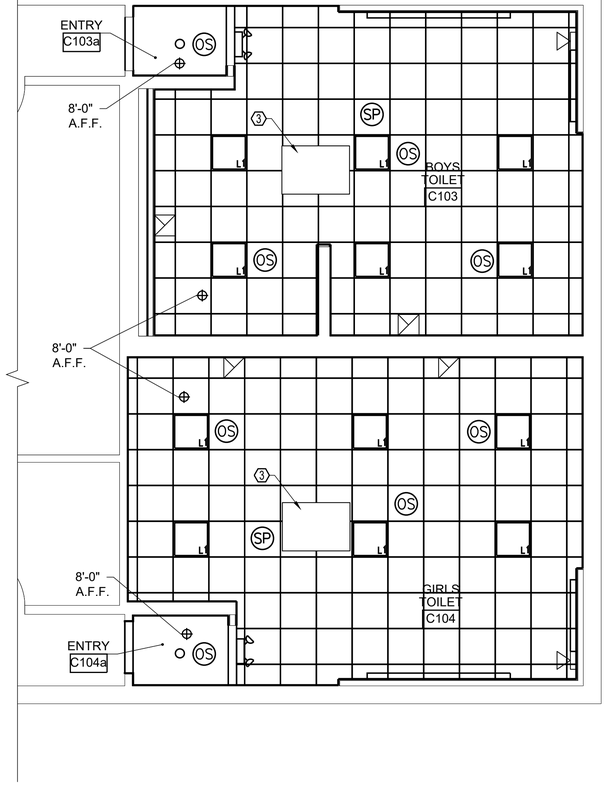

NORTH 3 A-104

CEILING PLAN

SCALE: 1/4" = 1'-0"

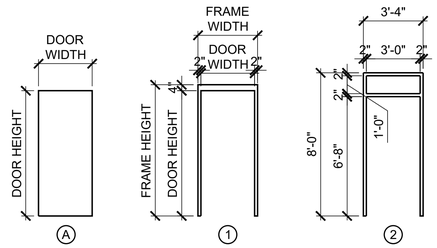

5 A-104

DOOR AND DOOR FRAME ELEVATIONS

SCALE: 1/4" = 1'-0"

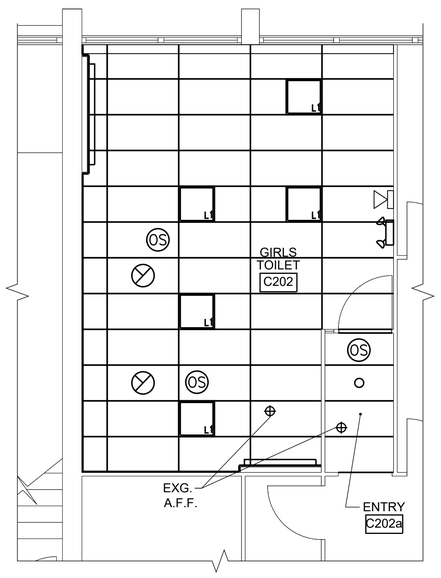

NORTH 4 A-104

CEILING PLAN

SCALE: 1/4" = 1'-0"

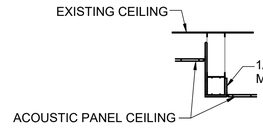

6 A-104

TYPICAL CEILING DETAIL

SCALE: 1/2" = 1'-0"

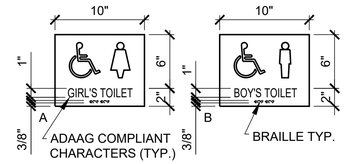

7 A-104

SIGNAGE DETAILS

SCALE: 1-1/2" = 1'-0"

KEYED NOTES: (X)

1. 3 5/8" METAL STUD AND GYPSUM BOARD BULKHEAD. SEE DETAIL 6, THIS SHEET AND SPEC SECTION 09 21 16 FOR ADDITIONAL INFORMATION.
2. PATCH, PREP, PRIME, AND PAINT EXISTING PLASTER CEILING.
3. EXISTING CEILING MOUNTED HEATER TO REMAIN.

LEGEND:

- CEILING MOUNTED LIGHT FIXTURE - SEE ME-SHEETS
- (OS) CEILING MOUNTED OCCUPANCY SENSOR - SEE ME-SHEETS
- (S) REINSTALLED CEILING MOUNTED SMOKE DETECTOR - SEE ME-SHEETS
- REINSTALLED FIRE ALARM DEVICE - SEE ME-SHEETS
- EMERGENCY LIGHT FIXTURE - SEE ME-SHEETS
- EXHAUST GRILLE - SEE ME-SHEETS
- (SP) REINSTALLED CEILING MOUNTED SPEAKER - SEE ME-SHEETS
- EXISTING EXHAUST FAN
- CAN LIGHT FIXTURE - SEE ME-SHEETS

GENERAL NOTES:

1. SEE A-100 FOR ADA GUIDELINE DRAWINGS.
2. SEE A-101 FOR OVERALL EXISTING FLOOR PLANS.
3. SEE A-102 FOR DEMOLITION PLANS.
4. SEE A-103 FOR FLOOR PLANS.
5. SEE A-105 FOR FLOOR PATTERN DRAWINGS.
6. SEE OTHER TRADE SHEETS FOR ADDITIONAL INFORMATION ON LIGHTING, OCCUPANCY SENSORS, DIFFUSERS, ETC.
7. ALL CEILING MOUNTED ITEMS SHALL BE CENTERED OR SYMMETRICALLY LOCATED IN LAY-IN PANELS OR IN GYPSUM BOARD CEILINGS IN A CONSISTENT PATTERN, UNLESS NOTED OTHERWISE.
8. SEE SPEC SECTION 09 51 13 FOR INFORMATION ON SUSPENDED ACOUSTIC PANEL CEILINGS.
9. IN ADDITION TO THE HOLD DOWN CLIPS INDICATED ABOVE IN ROOM FINISH SCHEDULE, PROVIDE / INSTALL HOLD DOWN CLIPS AT OTHER LOCATIONS IN MAIN BUILDING AS DIRECTED BY ARCHITECT / ENGINEER. TOTAL SQUARE FOOTAGE OF PANELS TO RECEIVE CLIPS IS APPROX. 420 S.F. (APPROX. 133 PANELS (2'x2') & PARTIAL PANELS).

ROOM FINISH SCHEDULE

Room Name	Room No.	Floor	Base	North Wall	East Wall	South Wall	West Wall	Ceiling Finish	Ceiling Height	Re.
FACULTY TOILET	A059	PT/QEF	PT/QEF	PT/PLAST	PLAST	PLAST	PT	PLAST	EXG	--
BOYS TOILET	A062	PT/QEF	PT/QEF	PT	PLAST	PT	PT	ACT	--	1, 3
ENTRY	A062a	PT/QEF	PT/QEF	GWB	PT	PLAST	PT	ACT	8'-6"	
LOUNGE	A073	TER	PT	PT	PT	PT	PT	ACT	8'-6"	--
GIRLS TOILET	A075	TER	PT	PT	PT	PT	PT	ACT	9'-0"	3
BOYS TOILET	C103	TER	PT	PT	PT	PT	PT	ACT	8'-0"	3
ENTRY	C103a	TER	PT	PT	PT	PT	PT	GYP	8'-0"	--
GIRLS TOILET	C104	TER	PT	PT	PT	PT	PT	ACT	8'-0"	2, 3
ENTRY	C104a	TER	PT	PT	PT	PT	PT	ACT	8'-0"	--
GIRLS TOILET	C202	TER	PT/RB	MP	MP	PT	PT	ACT	EXG	3
ENTRY	C202a	TER	RB	MP	MP	MP	MP	GYP	EXG	--

ROOM FINISH SCHEDULE ABBREVIATIONS:

ACT - ACOUSTICAL PANEL CEILING
CONC - CONCRETE; SEALED
PT - PORCELAIN TILE
EXG - EXISTING GLAZED BLOCK (PATCH)
GWB - GYPSUM WALL BOARD TO MATCH EXG. PLASTER (PRIME & PAINT)
GYP - SUSPENDED GYPSUM BOARD (PRIME & PAINT)
NW - NO WORK
PLAST - EXISTING PLASTER (PRIME & PAINT)
QEF - QUARTZ EPOXY FLOORING (ALTERNATE BID #1 ONLY)
TER - EXISTING TERRAZZO TO BE CLEANED AND POLISHED
MP - METAL WALL PANEL (PRIME & PAINT)
RB - RUBBER BASE

ROOM FINISH SCHEDULE REMARKS:

1. SEE CEILING PLAN FOR CEILING HEIGHT INFO.
2. PREP, PRIME AND PAINT EXISTING RADIATOR COVER ALONG NORTH WALL.
3. PROVIDE / INSTALL HOLD DOWN CLIPS ON ACOUSTICAL PANELS OVER TOILET COMPARTMENTS TO A MINIMUM OF 1'-0" BEYOND ALL FACES OF THEIR PARTITION

ROOM FINISH SCHEDULE GENERAL NOTES:

1. SEE SPEC SECTION 09 21 16 FOR INFORMATION ON GYPSUM BOARD ASSEMBLIES.
2. SEE SPEC SECTION 09 51 13 FOR INFORMATION ON ACOUSTICAL PANEL CEILINGS.
3. SEE SPEC SECTION 09 30 00 FOR INFORMATION ON PORCELAIN TILE.
4. SEE SPEC SECTION 09 67 00 FOR INFORMATION ON QUARTZ EPOXY FLOORING
5. SEE SPEC SECTION 09 90 00 FOR INFORMATION ON PAINT.

DOOR SCHEDULE

DOOR No.	SIZE Width	SIZE Height	SIZE Thick	DOOR Mat.	DOOR Finish	DOOR Elev.	FRAME Mat.	FRAME Finish	FRAME Elev.	Label	H.W. Set	Signage	Details Head	Details Jamb	Details Sill	Re.
A062	3' - 0"	7' - 0"	1 3/4"	WD	PF	A	HM	PT	1	--	1	NONE	A	B&C	--	--
C103	3' - 0"	6' - 8"	1 3/4"	WD	PF	A	HM	PT	2	--	1	NONE	D	E&F	--	--
C104	3' - 0"	6' - 8"	1 3/4"	WD	PF	A	HM	PT	2	--	1	NONE	D	E&F	--	--

DOOR SCHEDULE ABBREVIATIONS:

HM - HOLLOW METAL
PF - PRE-FINISHED
PT - PAINT
WD - WOOD

DOOR SCHEDULE REMARKS:

1. NONE

DOOR SCHEDULE GENERAL NOTES:

1. SEE SPEC SECTION 08 12 14 FOR INFORMATION ON STANDARD STEEL FRAMES.
2. SEE SPEC SECTION 08 14 16 FOR INFORMATION ON FLUSH WOOD DOORS.
3. SEE SPEC SECTION 08 71 00 FOR INFORMATION ON DOOR HARDWARE.
4. SEE SPEC SECTION 09 90 00 FOR INFORMATION ON PAINT.
5. SEE THIS SHEET FOR DOOR AND DOOR FRAME ELEVATIONS.
6. SEE A-105 FOR DOOR DETAILS.

HR
Hurst-Rosche, Inc.
PROFESSIONAL DESIGN NUMBER: 184-000298
1400 E. TREMONT STREET
HILLSBORO, IL
PH: 217.532.3959
www.hurst-rosche.com
EAST ST. LOUIS, IL
MARION, IL
ARNOLD, MO
NEOSHO, MO
NASHVILLE, TN

LICENSED ARCHITECT TIMOTHY L DOWNEN 001.021928 STATE OF ILLINOIS

SIGNATURE
02-10-2020
DATE
11-30-2020
LICENSE EXPIRES

SUMMER 2020 H/LS IMPROVEMENTS
BID PACKAGE A: TOILET AND FLOORING RENOVATION
EAST ALTON WOOD RIVER HIGH SCHOOL
EAST ALTON WOOD RIVER CHSD #14
777 NORTH WOOD RIVER AVENUE

MARK	DATE	DESCRIPTION

DATE: 02-10-2020
PROJECT NO: 150-2419
DESIGN: TLD | DRAWN: NAL | CHECK: TLD

ARCHITECTURAL CEILING PLANS

A-104

© 2020 HURST-ROSCHE, INC.

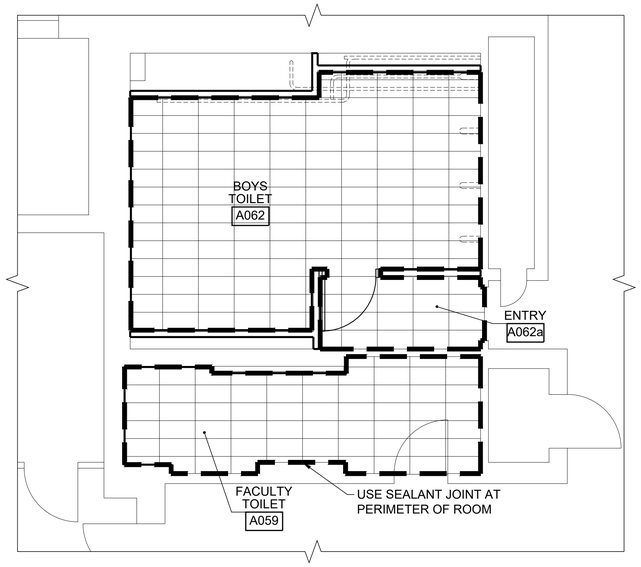

NORTH

1 / A-105 FLOOR PATTERN PLAN

SCALE: 1/4" = 1'-0"

NOTE: ALT. BID #1: REPLACE FLOOR AND BASE PORCELAIN TILE WITH QUARTZ EPOXY FLOORING.

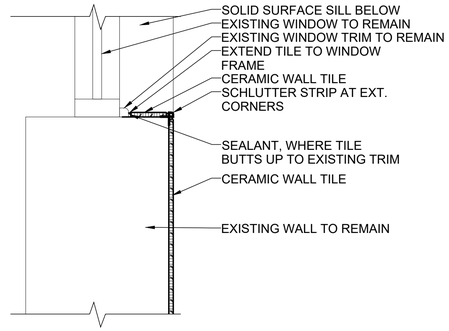

3 / A-105 WINDOW JAMB DETAIL

SCALE: 1 1/2" = 1'-0"

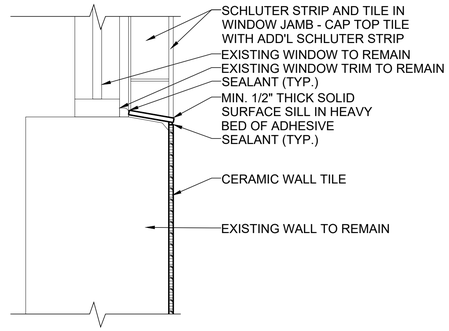

4 / A-105 WINDOW SILL DETAIL

SCALE: 1 1/2" = 1'-0"

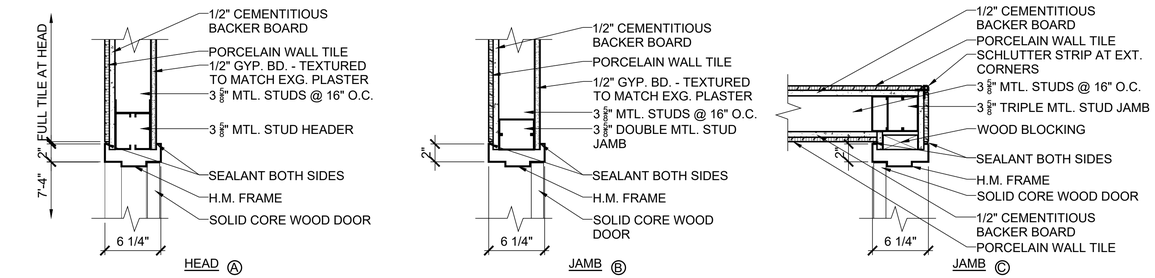

2 / A-105 DOOR DETAILS

SCALE: 1 1/2" = 1'-0"

Hurst-Rosche, Inc.
PROFESSIONAL DESIGN NUMBER: 184-000298
1400 E. TREMONT STREET
HILLSBORO, IL
PH: 217.532.3959
www.hurst-rosche.com
EAST ST. LOUIS, IL
MARION, IL
ARNOLD, MO
NEOSHO, MO
NASHVILLE, TN

LICENSED ARCHITECT
TIMOTHY L DOWNEN
001.021928
STATE OF ILLINOIS

SIGNATURE
DATE 02-10-2020
LICENSE EXPIRES 11-30-2020

SUMMER 2020 H/LS IMPROVEMENTS
BID PACKAGE A: TOILET AND FLOORING RENOVATION
EAST ALTON WOOD RIVER HIGH SCHOOL
EAST ALTON WOOD RIVER CHSD #14
777 NORTH WOOD RIVER AVENUE

MARK	DATE	DESCRIPTION

DATE: 02-10-2020
PROJECT NO: 150-2419

DESIGN:	DRAWN:	CHECK:
TLD	NAL	TLD

ARCHITECTURAL TILE PATTERN PLANS & DOOR DETAILS

A-105

© 2020 HURST-ROSCHE, INC.

BASE BID LEGEND:

PORCELAIN TILE 2 (PT-2); 24 BY 24 INCHES; COLOR AS SELECTED BY ARCHITECT / ENGINEER

PORCELAIN TILE 2 (PT-2); 12 BY 12 INCHES (FIELD CUT); COLOR AS SELECTED BY ARCHITECT / ENGINEER

PORCELAIN TILE 2 (PT-2); 12 BY 24 INCHES; COLOR AS SELECTED BY ARCHITECT / ENGINEER

PORCELAIN TILE 3 (PT-3); 12 BY 24 INCHES; COLOR AS SELECTED BY ARCHITECT / ENGINEER

PORCELAIN TILE 4 (PT-4); 24 BY 24 INCHES; COLOR AS SELECTED BY ARCHITECT / ENGINEER

GENERAL NOTES:

1. SEE A-101 FOR OVERALL FLOOR PLAN.
2. SEE A-104 FOR ROOM FINISH SCHEDULE.
3. SEE SPEC SECTION 07 90 00 FOR ADDITIONAL INFORMATION ON JOINT SEALANTS.
4. SEE SPEC SECTION 09 30 00 FOR ADDITIONAL INFORMATION ON QUARRY AND PORCELAIN TILE.
5. SEE SPEC SECTION 09 65 00 FOR ADDITIONAL INFORMATION ON RUBBER BASE.
6. SEE SPEC SECTION 09 67 00 FOR ADDITIONAL INFORMATION ON QUARTZ EPOXY FLOORING AND BASE. (ALTERNATE BID #1)
7. EXISTING FLOORING IN ALL SPACES TO RECEIVE NEW FLOORING CONTAINS ASBESTOS AND WILL BE REMOVED BY OTHERS (BY HEAT METHOD) DURING THIS PROJECT. COORDINATE REMOVAL AND SALVAGE (KEYED NOTES) AS WELL AS NEW FLOORING INSTALLATION SCHEDULE WITH ABATEMENT CONTRACTOR.

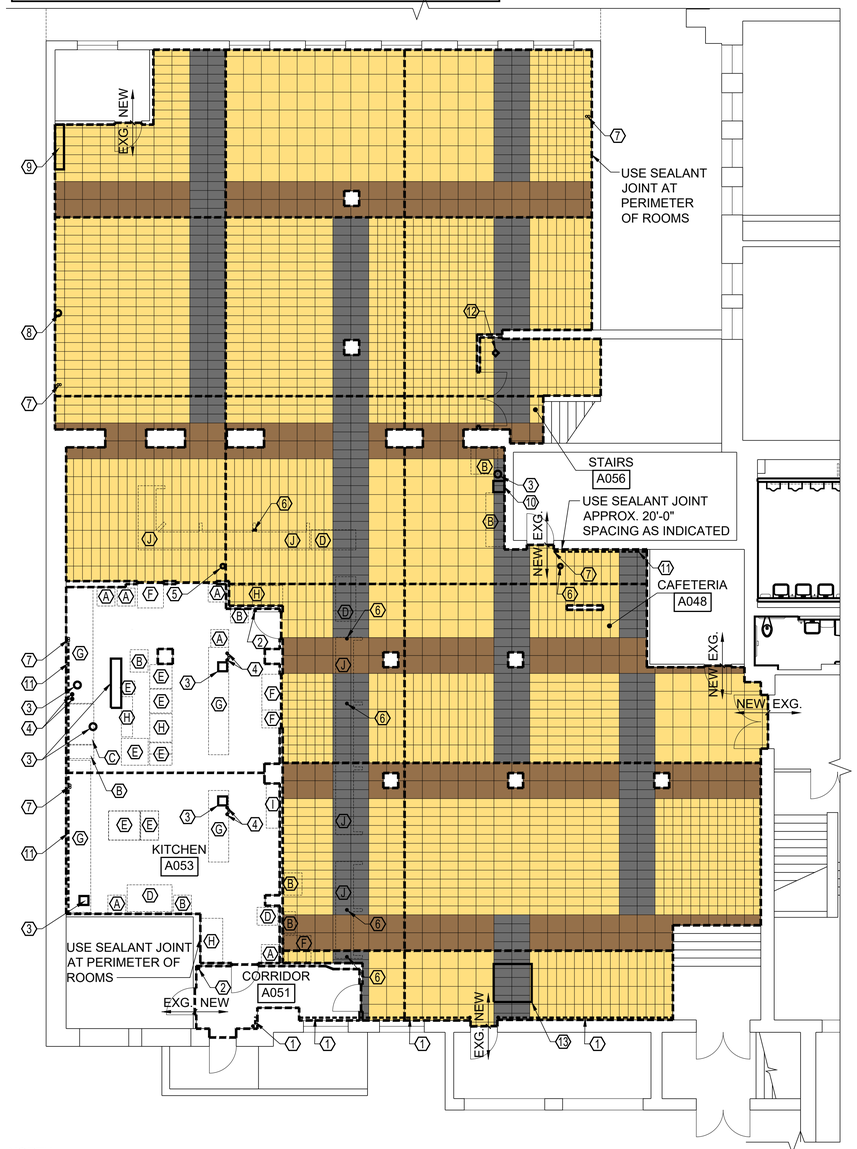

NORTH

1 / A-106

BASE BID FLOOR PATTERN PLAN

SCALE: 1/8" = 1'-0"

KITCHEN BASE BID: 6X6 QUARRY TILE (QT) W/ 6" RUBBER BASE (RB)
KITCHEN ALTERNATE BID #1: QUARTZ EPOXY FLOORING AND BASE (QEF-2)

CAFE. / STAIRS BASE BID: PORC. TILE (PT-2, PT-3, PT-4) - SIZE AS INDICATED W/ 6" RUBBER BASE (RB)
CAFE. / STAIRS ALTERNATE BID #1: QUARTZ EPOXY FLOORING (QEF-3) W/ 6" RUBBER BASE (RB)

KEYED NOTES: (X)

1. HEATING PIPING INSTALLED TIGHT TO FLOOR SLAB - INSTALL FLOORING MATERIALS UNDER AND AS TIGHT TO PIPE AS PRACTICAL.
2. FLOOR MOUNTED DOOR STOP. CAREFULLY SALVAGE & CLEAN DOOR STOP ON FIRST DAY OF CONSTRUCTION, THEN REINSTALL DOOR STOP AFTER FLOORING MATERIALS ARE INSTALLED.
3. FLOOR DRAIN TO REMAIN. INSTALL FLOORING MATERIALS TIGHT TO DRAIN AND USE COLOR MATCHED SEALANT TO CREATE WATERTIGHT SEAL AROUND DRAIN.
4. PLUMBING / HEATING PIPING VERTICAL OUT OF FLOOR SLAB. DISCONNECT AND CAP AS NECESSARY ON FIRST DAY OF CONSTRUCTION TO ALLOW FOR EQUIPMENT REMOVAL, THEN RECONNECT AFTER FLOORING MATERIALS ARE INSTALLED. INSTALL NEW FLOORING MATERIALS AROUND PIPING WITH $\frac{1}{4}$" COLOR MATCHED SEALANT JOINT.
5. CLEAN OUT TO REMAIN. INSTALL FLOORING MATERIALS TIGHT TO CLEAN OUT AND USE COLOR MATCHED SEALANT TO CREATE WATERTIGHT SEAL AROUND CLEAN OUT.
6. ELECTRICAL CONDUIT VERTICAL OUT OF FLOOR SLAB. DISCONNECT SERVICE FROM EQUIPMENT, THEN RECONNECT AFTER FLOORING MATERIALS ARE INSTALLED. INSTALL NEW FLOORING MATERIALS AROUND CONDUIT W/ $\frac{1}{4}$" COLOR MATCHED SEALANT JOINT.
7. ELECTRICAL CONDUIT VERTICAL OUT OF FLOOR SLAB. INSTALL FLOORING MATERIALS AROUND CONDUIT W/ $\frac{1}{4}$" COLOR MATCHED SEALANT JOINT.
8. ROOF DRAIN PIPING VERTICAL THROUGH FLOOR SLAB. INSTALL FLOORING MATERIALS AROUND CONDUIT W/ $\frac{1}{4}$" COLOR MATCHED SEALANT JOINT.
9. WOODEN CHASE. CAREFULLY SALVAGE AND PREP, PRIME & PAINT CHASE TO MATCH FLOORING MATERIALS ON FIRST DAY OF CONSTRUCTION, THEN REINSTALL CHASE AFTER FLOORING MATERIALS ARE INSTALLED.
10. FLOOR MOUNTED DRINKING FOUNTAIN. CAREFULLY SALVAGE & CLEAN DRINKING FOUNTAIN ON FIRST DAY OF CONSTRUCTION, THEN REINSTALL FOUNTAIN AFTER FLOORING MATERIALS ARE INSTALLED. DISCONNECT AND CAP WATER AND ELECTRICAL SERVICE AND RECONNECT WHEN FOUNTAIN IS REINSTALLED.
11. HORIZONTAL HEATING PIPING OR CONDUIT MOUNTED TO WALL SEVERAL INCHES OFF OF FLOOR SURFACE, NOT AFFECTING FLOORING MATERIAL INSTALLATION.
12. FLOOR MOUNTED FIRE ALARM DOOR HOLD OPEN. CAREFULLY SALVAGE AND CLEAN HOLD OPEN ON FIRST DAY OF CONSTRUCTION AND REINSTALL AFTER NEW FLOORING MATERIALS ARE INSTALLED.
13. REMOVE, CLEAN, ADJUST AND REINSTALL HINGED AND FRAMED ACCESS PANELS. INSTALL NEW FLOORING MATERIALS ONTO REINSTALLED PANELS.

THESE NOTES APPLY TO THIS SHEET ONLY.

A. WHEELED CART TO BE REMOVED AND REINSTALLED BY OWNER.

B. SMALL LOOSE TABLE AND PLUGGED EQUIPMENT TO BE REMOVED AND REINSTALLED BY OWNER.

C. LARGE STORAGE RACK ON WHEELS TO BE REMOVED AND REINSTALLED BY OWNER.

D. REFRIGERATED EQUIPMENT ON WHEELS TO BE REMOVED AND REINSTALLED BY OWNER.

E. DISCONNECT ELECTRICAL AND / OR GAS CONNECTION TO COOKING EQUIPMENT, MOVE AND STORE EQUIPMENT ON FIRST DAY OF CONSTRUCTION. REINSTALL AND RECONNECT EQUIPMENT AFTER FLOORING MATERIALS ARE INSTALLED. ANY RELATED TABLE TO ALSO BE MOVED, STORED AND REINSTALLED.

F. DISCONNECT ELECTRICAL CONNECTION TO REFRIGERATED EQUIPMENT ON LEGS, MOVE AND STORE EQUIPMENT ON FIRST DAY OF CONSTRUCTION. REINSTALL AND RECONNECT EQUIPMENT AFTER FLOORING MATERIALS ARE INSTALLED.

G. DISCONNECT AND CAP WATER SERVICE TO WORK TABLE / SINK AS NECESSARY, DISCONNECT ELECTRICAL CONNECTION, MOVE AND STORE EQUIPMENT ON FIRST DAY OF CONSTRUCTION. REINSTALL AND RECONNECT EQUIPMENT AFTER FLOORING MATERIALS ARE INSTALLED.

H. MOVE AND STORE TABLE / SHELF ON FIRST DAY OF CONSTRUCTION, THEN REINSTALL EQUIPMENT AFTER FLOORING MATERIALS ARE INSTALLED.

I. DETACH WALL MOUNTED / LEG SUPPORTED SHELF FROM WALL, MOVE AND STORE SHELF ON FIRST DAY OF CONSTRUCTION, THEN REINSTALL SHELF AFTER FLOORING MATERIALS ARE INSTALLED.

J. DISCONNECT AND CAP WATER SERVICE AND DISCONNECT ELECTRICAL AND / OR GAS CONNECTION TO SERVING LINE EQUIPMENT ON FIRST DAY OF CONSTRUCTION. MOVE AND STORE EQUIPMENT, THEN REINSTALL EQUIPMENT AFTER FLOORING MATERIALS ARE INSTALLED.

THESE NOTES APPLY TO THIS SHEET ONLY.

Hurst-Rosche, Inc.
PROFESSIONAL DESIGN NUMBER: 184-000298
1400 E. TREMONT STREET
HILLSBORO, IL
PH: 217.532.3959
www.hurst-rosche.com
EAST ST. LOUIS, IL
MARION, IL
ARNOLD, MO
NEOSHO, MO
NASHVILLE, TN

LICENSED ARCHITECT
TIMOTHY L DOWNEN
001.021928
STATE OF ILLINOIS

SIGNATURE
02-10-2020
DATE
11-30-2020
LICENSE EXPIRES

SUMMER 2020 H/LS IMPROVEMENTS
BID PACKAGE A: TOILET AND FLOORING RENOVATION
EAST ALTON WOOD RIVER HIGH SCHOOL
EAST ALTON WOOD RIVER CHSD #14
777 NORTH WOOD RIVER AVENUE

MARK	DATE	DESCRIPTION

DATE: 02-10-2020
PROJECT NO: 150-2419

DESIGN:	DRAWN:	CHECK:
TLD	NAL	TLD

ARCHITECTURAL
FLOOR PATTERN PLAN

A-106

© 2020 HURST-ROSCHE, INC.

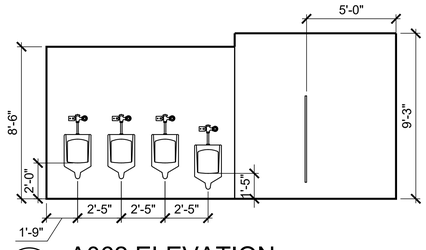

1A A-107 **A062 ELEVATION**
SCALE: 1/4" = 1'-0"

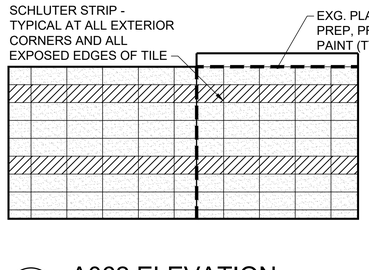

1B A-107 **A062 ELEVATION**
SCALE: 1/4" = 1'-0"

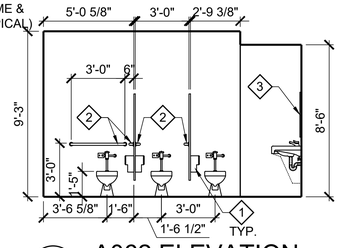

2A A-107 **A062 ELEVATION**
SCALE: 1/4" = 1'-0"

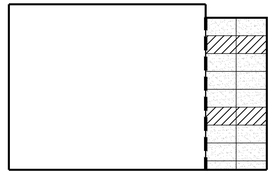

2B A-107 **A062 ELEVATION**
SCALE: 1/4" = 1'-0"

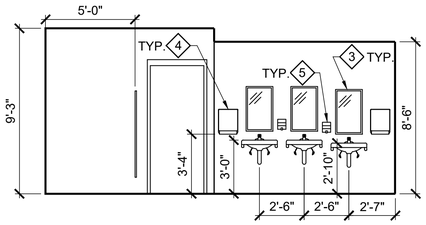

3A A-107 **A062 ELEVATION**
SCALE: 1/4" = 1'-0"

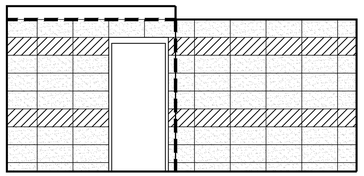

3B A-107 **A062 ELEVATION**
SCALE: 1/4" = 1'-0"

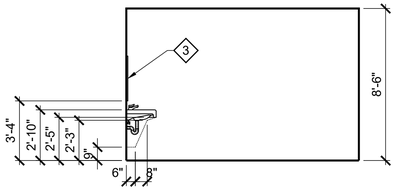

4A A-107 **A062 ELEVATION**
SCALE: 1/4" = 1'-0"

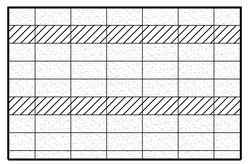

4B A-107 **A062 ELEVATION**
SCALE: 1/4" = 1'-0"



5 A-107 **A062a ELEVATION**
SCALE: 1/4" = 1'-0"

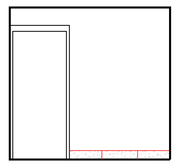

6 A-107 **A062a ELEVATION**
SCALE: 1/4" = 1'-0"

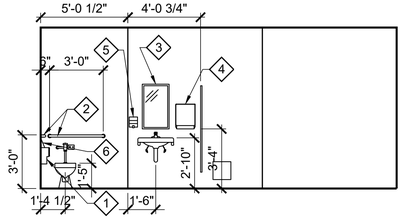

7A A-107 **A059 ELEVATION**
SCALE: 1/4" = 1'-0"

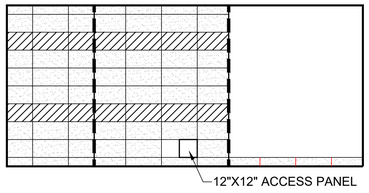

7B A-107 **A059 ELEVATION**
SCALE: 1/4" = 1'-0"

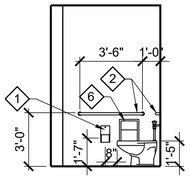

8A A-107 **A059 ELEVATION**
SCALE: 1/4" = 1'-0"

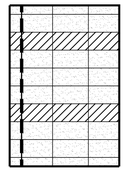

8B A-107 **A059 ELEVATION**
SCALE: 1/4" = 1'-0"

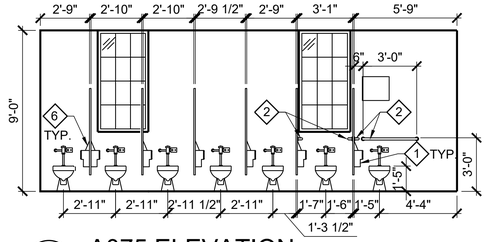

9A A-107 **A075 ELEVATION**
SCALE: 1/4" = 1'-0"

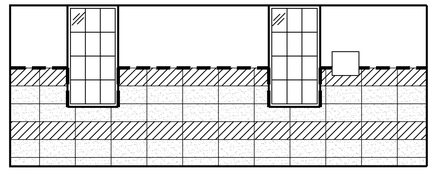

9B A-107 **A075 ELEVATION**
SCALE: 1/4" = 1'-0"

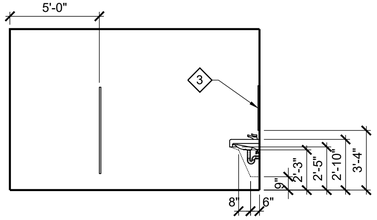

10A A-107 **A075 ELEVATION**
SCALE: 1/4" = 1'-0"

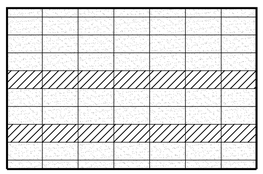

10B A-107 **A075 ELEVATION**
SCALE: 1/4" = 1'-0"

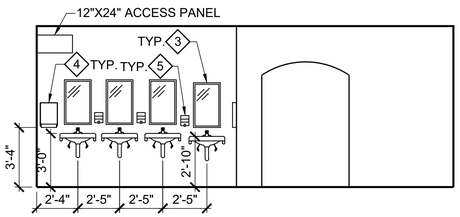

11A A-107 **A075 ELEVATION**
SCALE: 1/4" = 1'-0"

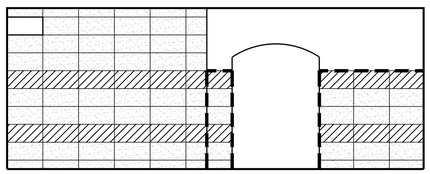

11B A-107 **A075 ELEVATION**
SCALE: 1/4" = 1'-0"

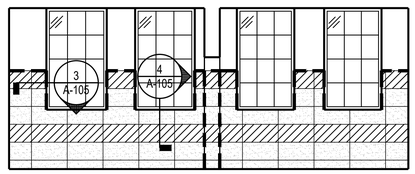

12 A-107 **A075 ELEVATION**
SCALE: 1/4" = 1'-0"

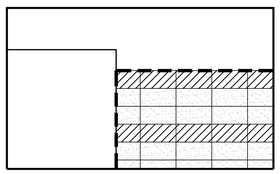

13 A-107 **A075 ELEVATION**
SCALE: 1/4" = 1'-0"

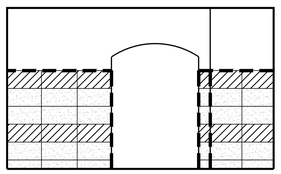

14 A-107 **A075 ELEVATION**
SCALE: 1/4" = 1'-0"

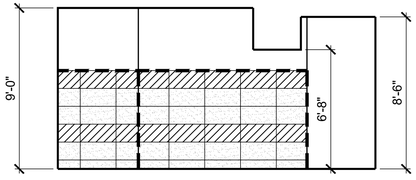

15 A-107 **A075 ELEVATION**
SCALE: 1/4" = 1'-0"

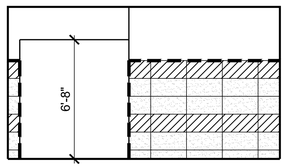

16 A-107 **A075 ELEVATION**
SCALE: 1/4" = 1'-0"

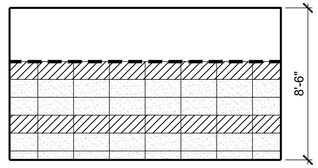

17 A-107 **A075 ELEVATION**
SCALE: 1/4" = 1'-0"

GENERAL NOTES:

1. SEE A-108 FOR GENERAL NOTES, LEGEND AND TOILET ACCESSORY SCHEDULE.

HR
Hurst-Rosche, Inc.
PROFESSIONAL DESIGN NUMBER: 184-000298
1400 E. TREMONT STREET
HILLSBORO, IL
PH: 217.532.3959
www.hurst-rosche.com
EAST ST. LOUIS, IL
MARION, IL
ARNOLD, MO
NEOSHO, MO
NASHVILLE, TN

LICENSED ARCHITECT
TIMOTHY L DOWNEN
001.021928
STATE OF ILLINOIS

SIGNATURE
02-10-2020
DATE
11-30-2020
LICENSE EXPIRES

SUMMER 2020 H/LS IMPROVEMENTS
BID PACKAGE A: TOILET AND FLOORING RENOVATION
EAST ALTON WOOD RIVER HIGH SCHOOL
EAST ALTON WOOD RIVER CHSD #14
777 NORTH WOOD RIVER AVENUE

MARK	DATE	DESCRIPTION

DATE: 02-10-2020
PROJECT NO: 150-2419
DESIGN: TLD | DRAWN: NAL | CHECK: TLD

TOILET ELEVATIONS

A-107

© 2020 HURST-ROSCHE, INC.

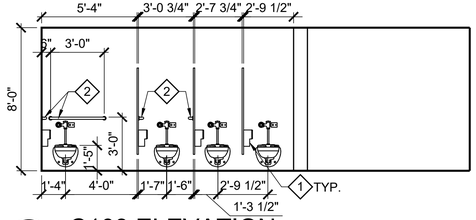

1A A-108 **C103 ELEVATION**
SCALE: 1/4" = 1'-0"

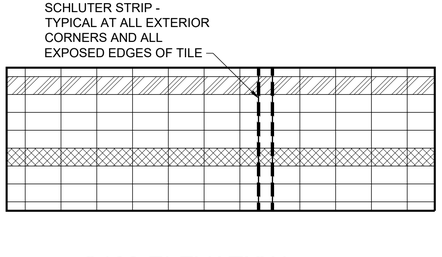

1B A-108 **C103 ELEVATION**
SCALE: 1/4" = 1'-0"

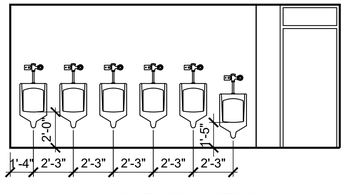

2A A-108 **C103 ELEVATION**
SCALE: 1/4" = 1'-0"

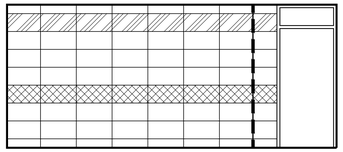

2B A-108 **C103 ELEVATION**
SCALE: 1/4" = 1'-0"

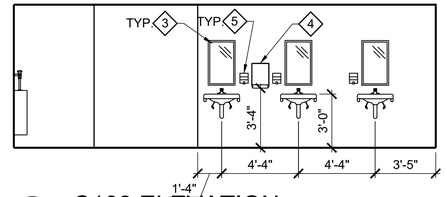

3A A-108 **C103 ELEVATION**
SCALE: 1/4" = 1'-0"

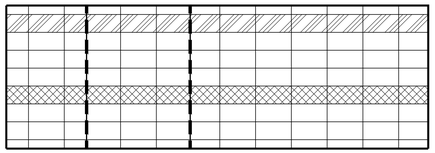

3B A-108 **C103 ELEVATION**
SCALE: 1/4" = 1'-0"

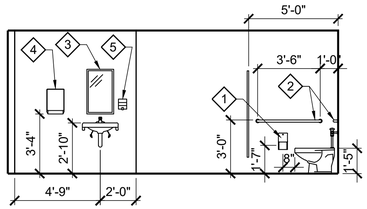

4A A-108 **C103 ELEVATION**
SCALE: 1/4" = 1'-0"

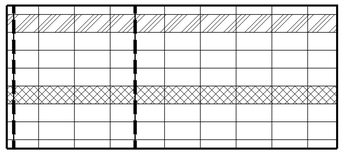

4B A-108 **C103 ELEVATION**
SCALE: 1/4" = 1'-0"

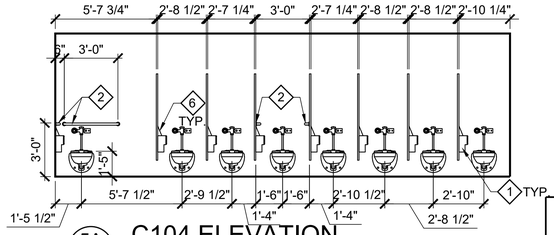

5A A-108 **C104 ELEVATION**
SCALE: 1/4" = 1'-0"

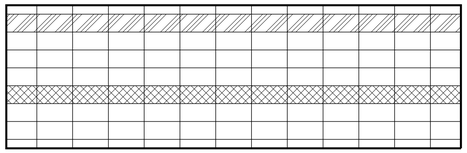

5B A-108 **C104 ELEVATION**
SCALE: 1/4" = 1'-0"

6A A-108 **C104 ELEVATION**
SCALE: 1/4" = 1'-0"

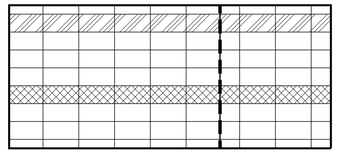

6B A-108 **C104 ELEVATION**
SCALE: 1/4" = 1'-0"

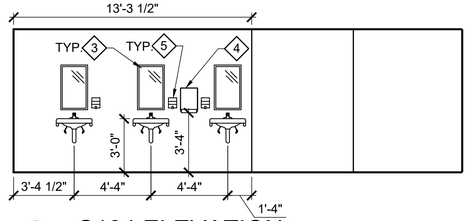

7A A-108 **C104 ELEVATION**
SCALE: 1/4" = 1'-0"

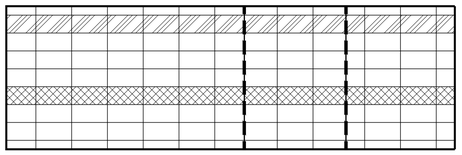

7B A-108 **C104 ELEVATION**
SCALE: 1/4" = 1'-0"

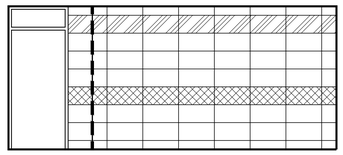

8 A-108 **C104 ELEVATION**
SCALE: 1/4" = 1'-0"

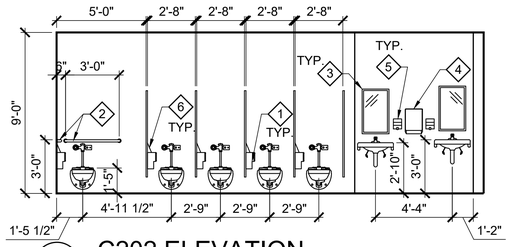

9A A-108 **C202 ELEVATION**
SCALE: 1/4" = 1'-0"

LEGEND

- ACCENT TILE 1
- ACCENT TILE 2
- ACCENT TILE 3
- FIELD TILE 1
- FIELD TILE 2
- PORCELAIN TILE 1

GENERAL NOTES:

1. SEE A-100 FOR ADA GUIDELINE DRAWINGS & WALL TYPE DETAILS.
2. SEE A-101 FOR OVERALL EXISTING FLOOR PLANS.
3. SEE A-102 FOR DEMOLITION PLANS.
4. SEE A-103 FOR FLOOR PLANS.
5. SEE A-104 FOR CEILING PLANS.
6. SEE A-105 FOR FLOOR TILE PLANS.
7. WIDTH ELEVATION DIMENSIONS ARE TO FACE OF FINISH.
8. HEIGHT ELEVATION DIMENSIONS ARE FROM FINISH FLOOR SURFACE.
9. CONTRACTOR SHALL FIELD VERIFY ALL DIMENSIONS.
10. SEE SPEC SECTION 10 21 15 FOR INFORMATION ON TOILET COMPARTMENTS.
11. SEE SPEC SECTION 10 28 00 FOR INFORMATION ON TOILET ACCESSORIES.
12. ALL SEALANT USED IN TOILETS SHALL BE MILDEW RESISTANT. SEE SPEC SECTION 07 90 00 FOR MORE INFORMATION.
13. ALL GYPSUM BOARD INSTALLED IN TOILETS SHALL BE MOISTURE RESISTANT. SEE SPEC SECTION 09 21 16 FOR MORE INFORMATION.
14. VERTICAL GROUT JOINTS OF TILE ARE FOR ALT. BID #1 ONLY. ALIGN VERTICAL GROUT JOINTS W/ FLOOR GROUT JOINTS FOR BASE BID TILING.
15. A & B LABELED ELEVATIONS ARE OF THE SAME WALL SURFACE; ONE SHOWING FIXTURES / ACCESSORIES & THE OTHER SHOWING TILE LAYOUT.
16. SEE SPEC SECTION 09 30 00 FOR TILING.

TOILET ACCESSORY SCHEDULE

◇	DESCRIPTION	MOUNT. HEIGHT	REMARKS
1	SURF. MOUNT TOILET TISSUE DISPENSER	19"	INSTALL TO CENTER OF ROLL
2	GRAB BARS; 18", 36" AND 42" LONG	36"	INSTALL TO TOP OF UNIT
3	18"x30" FRAMED MIRROR	40"/42"	INSTALL TO BTM. OF REFLECTIVE SURF.
4	WARM AIR DRYER	40"/42"	INSTALL TO BOTTOM OF UNIT
5	SURF. MOUNT SOAP DISPENSER	40"/42"	INSTALL TO BOTTOM OF UNIT
6	SURF. MOUNT SAN. NAPKIN DISPOSAL	30"	INSTALL TO TOP OF UNIT

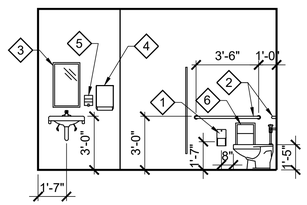

10A A-108 **C202 ELEVATION**
SCALE: 1/4" = 1'-0"

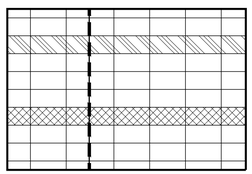

10B A-108 **C202 ELEVATION**
SCALE: 1/4" = 1'-0"

Hurst-Rosche, Inc.
PROFESSIONAL DESIGN NUMBER: 184-000298
1400 E. TREMONT STREET
HILLSBORO, IL
PH: 217.532.3959
www.hurst-rosche.com
EAST ST. LOUIS, IL
MARION, IL
ARNOLD, MO
NEOSHO, MO
NASHVILLE, TN

LICENSED ARCHITECT
TIMOTHY L DOWNEN
001.021928
STATE OF ILLINOIS

SIGNATURE
02-10-2020
DATE
11-30-2020
LICENSE EXPIRES

SUMMER 2020 H/LS IMPROVEMENTS
BID PACKAGE A: TOILET AND FLOORING RENOVATION
EAST ALTON WOOD RIVER HIGH SCHOOL
EAST ALTON WOOD RIVER CHSD #14
777 NORTH WOOD RIVER AVENUE

MARK	DATE	DESCRIPTION

DATE: 02-10-2020
PROJECT NO: 150-2419
DESIGN: TLD | DRAWN: NAL | CHECK: TLD

TOILET ELEVATIONS

A-108

© 2020 HURST-ROSCHE, INC.

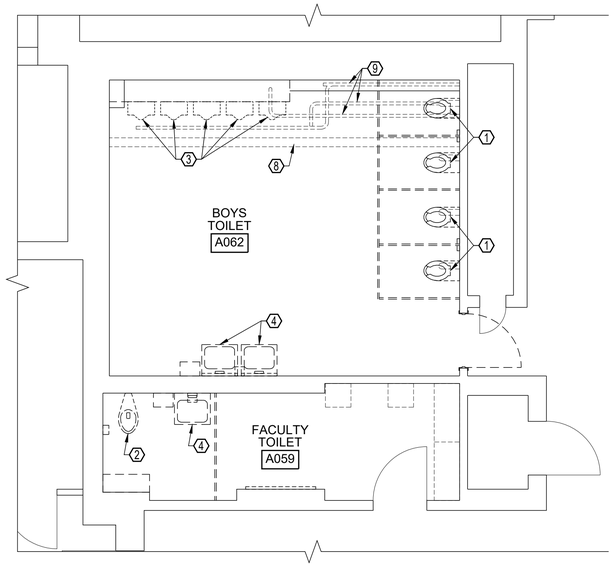

NORTH

1 P-101

DEMO FLOOR PLAN

SCALE: 1/4" = 1'-0"

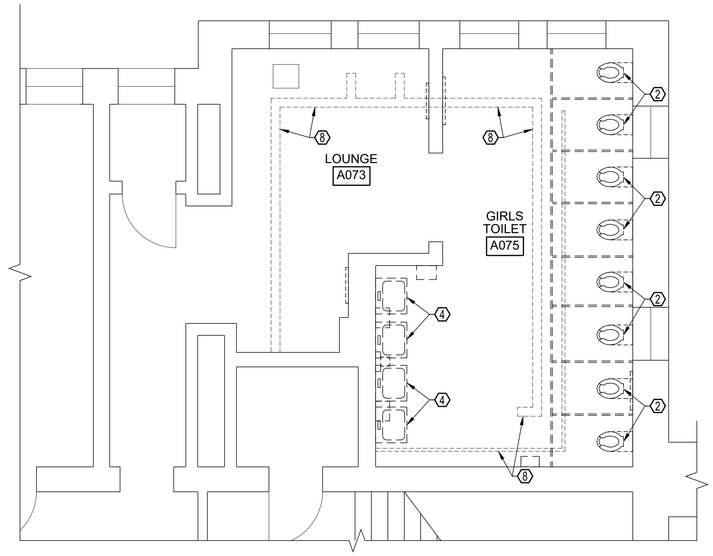

NORTH

2 P-101

DEMO FLOOR PLAN

SCALE: 1/4" = 1'-0"

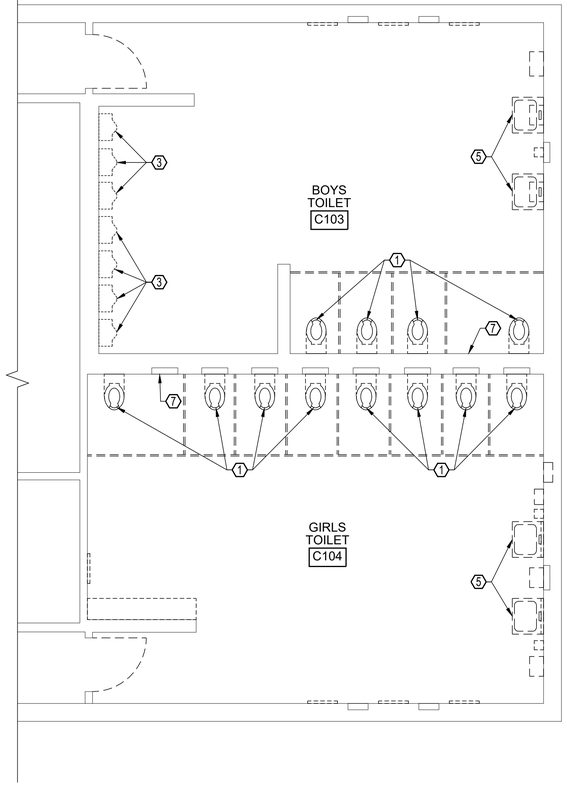

NORTH

3 P-101

DEMO FLOOR PLAN

SCALE: 1/4" = 1'-0"

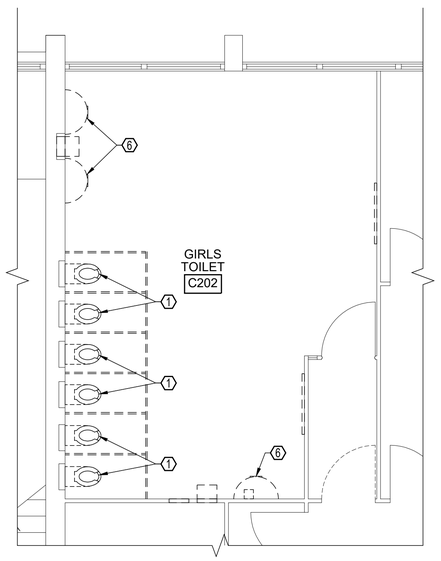

NORTH

4 P-101

DEMO FLOOR PLAN

SCALE: 1/4" = 1'-0"

DEMO NOTES: (X)

1. REMOVE EXG. WALL MOUNTED WATER CLOSET ASSEMBLY AND FLUSH VALVE COMPLETELY. PREPARE SUPPLY & SANITARY CONNECTIONS AND CARRIER FOR INSTALLATION OF NEW FIXTURE AT THE SAME LOCATION ON THE ROOM SIDE OF THE WALL - EXCEPT WHERE FIXTURE IS NOT TO BE REPLACED.
2. REMOVE EXG. FLOOR MOUNTED WATER CLOSET ASSEMBLY AND FLUSH VALVE COMPLETELY. PREPARE SUPPLY & SANITARY CONNECTIONS FOR INSTALLATION OF NEW FIXTURE AT THE SAME LOCATION ON THE ROOM SIDE OF THE CHASE WALL - EXCEPT WHERE FIXTURE IS NOT TO BE REPLACED. REPAIR / REPLACE TOILET FLANGE AS NECESSARY.
3. REMOVE EXG. WALL MOUNTED URINAL ASSEMBLY AND FLUSH VALVE COMPLETELY. REMOVE ALL PORTIONS OF EXG. SANITARY AND WATER SUPPLY PIPING PRESENT IN EXG. CHASE TO COMMON SUPPLY OR DRAIN PIPING. PREPARE ENDS OF REMAINING PIPING FOR EXTENSION.
4. REMOVE EXG. WALL MOUNTED LAVATORY ASSEMBLY, FAUCET AND ANY VALVES COMPLETELY. DEMOLISH PORTIONS OF EXG. PLASTER WALL AS NECESSARY TO REMOVE ALL PORTIONS OF EXG. INDIVIDUAL LAVATORY SANITARY AND WATER SUPPLY PIPING PRESENT AT THIS FLOOR LEVEL OF THE BUILDING BACK TO COMMON SUPPLY OR DRAIN PIPING. PREPARE ENDS OF REMAINING SANITARY AND WATER SUPPLY PIPING FOR EXTENSION.
5. REMOVE EXG. WALL MOUNTED LAVATORY ASSEMBLY COMPLETELY. DEMOLISH PORTIONS OF EXG. SUPPLY & SANITARY PIPING ONLY AT LOCATIONS WHERE FIXTURE IS NOT BEING REPLACED. PREPARE OTHER SUPPLY & SANITARY CONNECTIONS FOR INSTALLATION OF NEW FIXTURE AT THE SAME LOCATION. NOTE SUPPLY & SANITARY LINES ARE EXPOSED TO VIEW AND WORK IN BELOW BASEMENT.
6. EXISTING WALL MOUNTED SINK ASSEMBLY TO BE REMOVED BY OTHERS. PREPARE SUPPLY & SANITARY LINES FOR INSTALLATION OF NEW FIXTURE IN SAME LOCATION.
7. REMOVE EXG. PLYWOOD BOX FROM PREVIOUSLY DEMOLISHED WATER CLOSET AND MODIFIED/CAP SUPPLY & SANITARY LINES IN A MANNER THAT ENSURE CODE COMPLIANCE AFTER CONSTRUCTION IS COMPLETE.
8. REMOVE EXG. ABANDONED HEATING PIPING AND RELATED INSULATION.
9. EXG. SUPPLY & SANITARY PIPING TO REMAIN.

GENERAL NOTES:

1. PIPING FOR LOCATIONS WHERE EXG. FIXTURE IS INDICATED FOR DEMOLITION, WITH NO NEW FIXTURE INDICATED FOR INSTALLATION, SHALL BE MODIFIED/CAP IN A MANNER THAT ENSURE CODE COMPLIANCE AFTER CONSTRUCTION IS COMPLETE, INCLUDING CAPPING WATER SUPPLIES ABOVE CEILING NEAR TEE FITTING(S).
2. CONTRACTOR SHALL VERIFY WITH A/E AND OWNER TO SEE IF OWNER REQUIRES CONTRACTOR TO TURN ANY SALVAGED FIXTURES OVER TO THE OWNER.
3. LOCATIONS OF EXG. PIPING SYSTEMS INDICATED ON PLANS WAS TAKEN FROM AVAILABLE ORIGINAL CONSTRUCTION DOCUMENTS AND SHOULD BE USED FOR GENERAL LOCATION INFORMATION ONLY. EXACT LOCATIONS MAY VARY AND SHALL BE FIELD VERIFIED.
4. CONTRACTOR SHALL PROVIDE PATCHING OF FLOORS AND WALLS AS REQUIRED TO MATCH EXG. ADJACENT FLOORS AND WALLS.
5. SEE "A" SHEETS FOR ADDITIONAL INFORMATION OF WALL AND FLOOR DEMOLITION AND FOR INSTALLATION OF NEW FLOOR AND WALL MATERIALS AND FINISHES.
6. COORDINATE PLUMBING WORK WITH ALL OTHER WORK.
7. ALL EXG. FINISHES DISTURBED DURING CONSTRUCTION SHALL BE RESTORED TO A CONDITION AT LEAST EQUAL IN MATERIAL AND APPEARANCE TO THAT WHICH EXISTED BEFORE CONSTRUCTION BEGAN.
8. ALL REFUSE AND DEBRIS SHALL BE REMOVED FROM THE SITE AND LEGALLY DISPOSED OF, OFFSITE BY THE CONTRACTOR. GENERAL CONTRACTOR SHALL COORDINATE REMOVAL, HAULING, AND LEGAL DISPOSAL OF ALL MATERIALS WITH SUBCONTRACTORS AND BE RESPONSIBLE FOR ALL INCURRED FEES.

Hurst-Rosche, Inc.
PROFESSIONAL DESIGN NUMBER: 184-000298
1400 E. TREMONT STREET
HILLSBORO, IL
PH: 217.532.3959
www.hurst-rosche.com
EAST ST. LOUIS, IL
MARION, IL
ARNOLD, MO
NEOSHO, MO
NASHVILLE, TN

LICENSED ARCHITECT
TIMOTHY L DOWNEN
001.021928
STATE OF ILLINOIS

SIGNATURE 02-10-2020
DATE 11-30-2020
LICENSE EXPIRES

SUMMER 2020 H/LS IMPROVEMENTS
BID PACKAGE A: TOILET AND FLOORING RENOVATION
EAST ALTON WOOD RIVER HIGH SCHOOL
EAST ALTON WOOD RIVER CHSD #14
777 NORTH WOOD RIVER AVENUE

MARK	DATE	DESCRIPTION

DATE: 02-10-2020
PROJECT NO: 150-2419
DESIGN: TLD | DRAWN: NAL | CHECK: TLD

PLUMBING
DEMOLITION PLANS

P-101

© 2020 HURST-ROSCHE, INC.

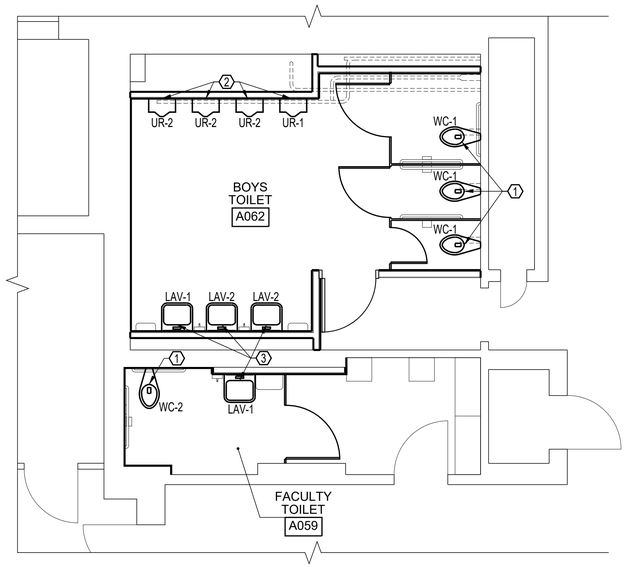

NORTH

1 P-102

FLOOR PLAN

SCALE: 1/4" = 1'-0"

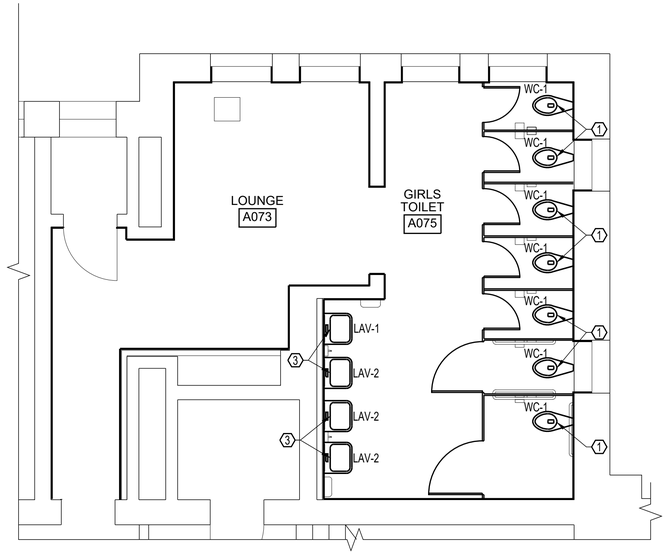

NORTH

2 P-102

FLOOR PLAN

SCALE: 1/4" = 1'-0"

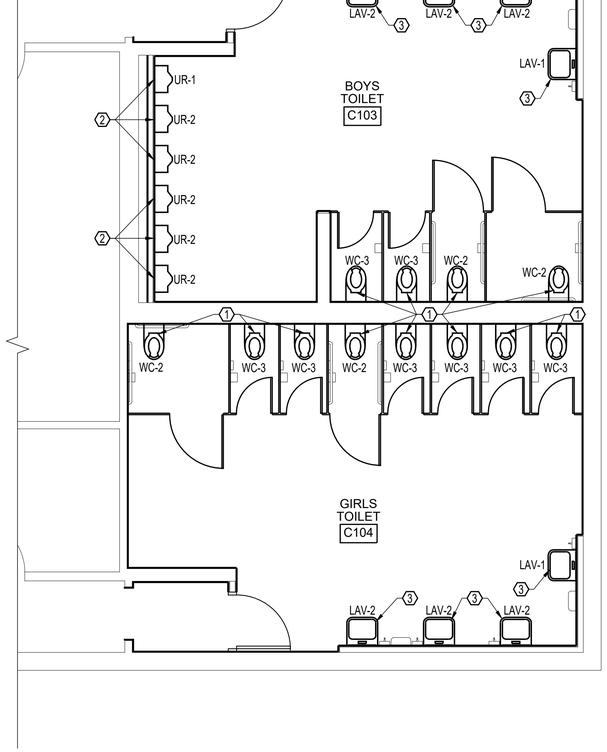

NORTH

3 P-102

FLOOR PLAN

SCALE: 1/4" = 1'-0"

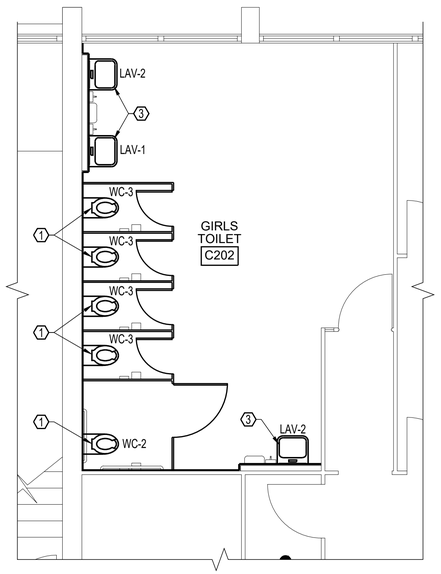

NORTH

4 P-102

FLOOR PLAN

SCALE: 1/4" = 1'-0"

KEYED NOTES: (X)

1. PROVIDE WATER CLOSET AT SAME LOCATION AS DEMOLISHED FIXTURE. MODIFY EXG. SANITARY AND SUPPLY PIPING AS REQUIRED TO INSTALL NEW FIXTURE AT LOCATION INDICATED AND ENSURE REMAINING EXG. SYSTEMS ARE FULLY CODE COMPLIANT. PROVIDE ALL LABOR AND MATERIALS AS REQUIRED FOR FULLY FUNCTIONAL INSTALLATION.

2. PROVIDE URINAL (UR-1 AND UR-2 AS INDICATED) AT LOCATION INDICATED. EXTEND EXG. SANITARY AND SUPPLY PIPING AS REQUIRED TO INSTALL NEW FIXTURE AND ENSURE REMAINING EXG. SYSTEMS ARE FULLY CODE COMPLIANT. INSTALL SHUT OFF VALVE FOR EACH FIXTURE IN PIPE CHASE - ACCESSIBLE FROM ACCESS DOOR. PROVIDE ALL LABOR AND MATERIALS (INCLUDING WALL CARRIER) AS REQUIRED FOR FULLY FUNCTIONAL INSTALLATION.

3. PROVIDE LAVATORY (LAV-1 & LAV-2) AT LOCATION INDICATED. EXTEND EXG. SANITARY AND SUPPLY PIPING AS REQUIRED TO INSTALL NEW FIXTURE AND ENSURE REMAINING EXG. SYSTEMS ARE FULLY CODE COMPLIANT. INSTALL SHUT OFF VALVE FOR EACH FIXTURE WHERE HOT & COLD SUPPLY LINE PENETRATES CHASE WALL. PROVIDE ALL LABOR AND MATERIALS (INCLUDING WALL CARRIER) AS REQUIRED FOR FULLY FUNCTIONAL INSTALLATION.

GENERAL NOTES:

1. PROVIDE ALL FITTINGS, ADAPTORS, AND MATERIALS AS REQUIRED TO MODIFY EXG. SYSTEMS AND INSTALL ALL INDICATED NEW FIXTURES TO PROVIDE A FULLY FUNCTIONAL / CODE COMPLIANT INSTALLATION AFTER ALL WORK IS COMPLETE.

2. PIPING FOR LOCATIONS WHERE EXG. FIXTURE IS INDICATED FOR DEMOLITION, WITH NO NEW FIXTURE INDICATED FOR INSTALLATION, SHALL BE MODIFIED / CAPPED IN A MANNER THAT ENSURE CODE COMPLIANCE AFTER CONSTRUCTION IS COMPLETE, INCLUDING CAPPING WATER SUPPLIES ABOVE CEILING NEAR TEE FITTING(S).

3. COORDINATE PLUMBING WORK WITH ALL OTHER WORK.

4. REFER TO A-SHEETS FOR EXACT LOCATION OF PLUMBING FIXTURES.

5. REFER TO A-SHEETS FOR WALL AND FLOOR FINISHES.

6. CONTRACTOR SHALL COORDINATE THE INSTALLATION OF ALL WATER, SANITARY, AND VENT PIPING, VALVES, AND APPURTENANCES WITH RELATED STRUCTURAL, HEATING, VENTILATING, MECHANICAL EQUIPMENT AND ELECTRICAL COMPONENTS AND DEVICES.

7. ALL FIXTURES & PIPING SHALL BE SIZED, VENTED & TRAPPED IN ACCORD WITH THE STATE OF ILLINOIS PLUMBING CODE, CURRENT EDITION & THE INTERNATIONAL PLUMBING CODE, CURRENT EDITION.

8. PIPING SHALL BE CONCEALED IN CHASE, WALLS, CEILING, FLOORING, ETC. UNLESS INDICATED OTHERWISE. PIPING SHOWN OUTSIDE OF WALLS ON PLANS FOR CLARITY ONLY.

9. REFER TO PLUMBING FIXTURE SERVICE SCHEDULE, THIS SHEET, FOR WASTE, VENT, AND SUPPLY SIZES AT INDIVIDUAL FIXTURES.

10. INSTALL FIXTURES TO HEIGHTS ABOVE FINISHED FLOOR AS INDICATED IN SPECIFICATION SECTION 22 40 00.

11. CONTRACTOR TO PROVIDE QUARTER-TURN, BALL VALVE TYPE SUPPLY STOP SHUT-OFF VALVES AND AIR CHAMBERS ON ALL PLUMBING FIXTURE WATER SUPPLY LINES AND BALL VALVES FOR EACH UNIT ISOLATION VALVE INSTANCE.

12. CONTRACTOR SHALL PROVIDE SHUT-OFF VALVES AT THE BASE OF ALL WATER SUPPLY RISERS.

13. ALL SHUT-OFF VALVES 2" AND SMALLER SHALL BE BALL VALVES.

14. CONTRACTOR SHALL COORDINATE ALL WORK REQUIRED WITH ALL OTHER DRAWINGS IN THIS SET.

15. CONTRACTOR SHALL PROVIDE PIPE SLEEVES FOR ALL PLUMBING PIPING THAT PENETRATES FOUNDATIONS AND FLOORS. PENETRATION SHALL BE CODE COMPLIANT, ALLOW PIPE MOVEMENT AND SHALL BE WATERPROOF.

16. ALL ISOLATION VALVES SHALL HAVE METALLIC TAGS INDICATING UNIT SERVED AND PIPING SERVICE TYPE AT ALL LOCATIONS.

17. INCLUDE TELEVISING AND WATER JET CLEANING OF 50 LINEAR FEET OF EXISTING SEWER LINE AT BOTH BOYS TOILET A062 AND FACULTY TOILET, AS WELL AS 100 LINEAR FEET OF EXISTING SEWER LINE AT GIRLS TOILET A075 IN YOUR BID.

Hurst-Rosche, Inc.
PROFESSIONAL DESIGN NUMBER: 184-000298
1400 E. TREMONT STREET
HILLSBORO, IL
PH: 217.532.3959
www.hurst-rosche.com
EAST ST. LOUIS, IL
MARION, IL
ARNOLD, MO
NEOSHO, MO
NASHVILLE, TN

LICENSED ARCHITECT
TIMOTHY L DOWNEN
001.021928
STATE OF ILLINOIS

SIGNATURE
02-10-2020
DATE
11-30-2020
LICENSE EXPIRES

SUMMER 2020 H/LS IMPROVEMENTS
BID PACKAGE A: TOILET AND FLOORING RENOVATION
EAST ALTON WOOD RIVER HIGH SCHOOL
EAST ALTON WOOD RIVER CHSD #14
777 NORTH WOOD RIVER AVENUE

MARK	DATE	DESCRIPTION

DATE: 02-10-2020
PROJECT NO: 150-2419

DESIGN:	DRAWN:	CHECK:
TLD	NAL	TLD

PLUMBING
FLOOR PLANS

P-102

© 2020 HURST-ROSCHE, INC.

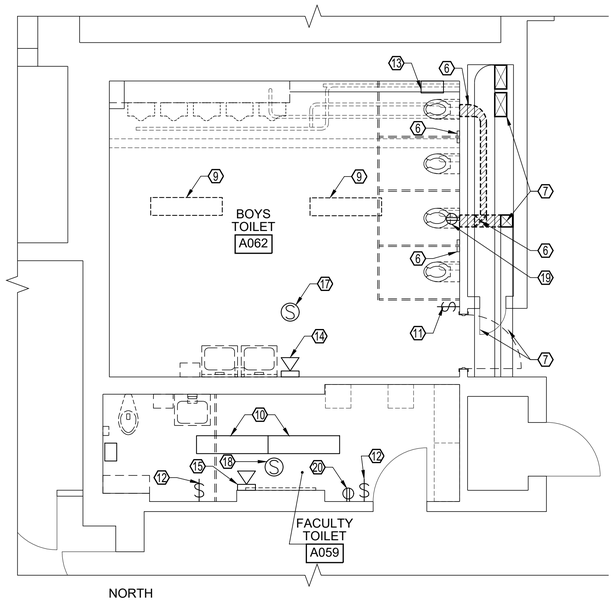

NORTH

1 ME-101

DEMO FLOOR PLAN

SCALE: 1/4" = 1'-0"

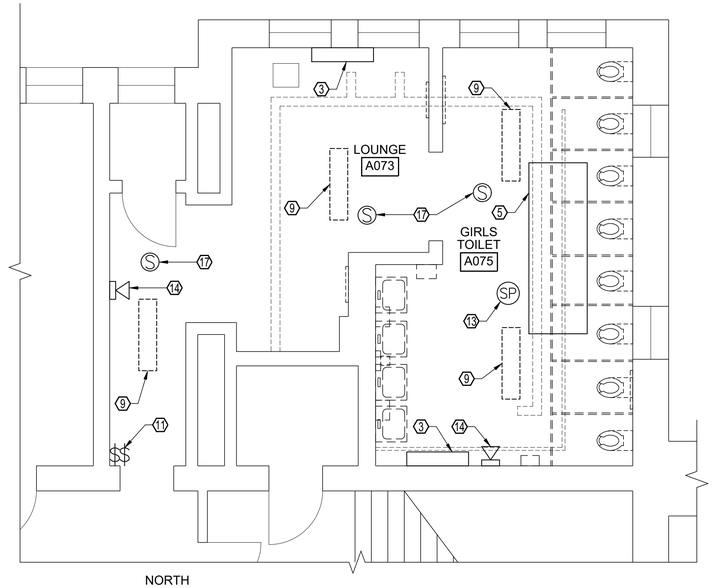

NORTH

2 ME-101

DEMO FLOOR PLAN

SCALE: 1/4" = 1'-0"

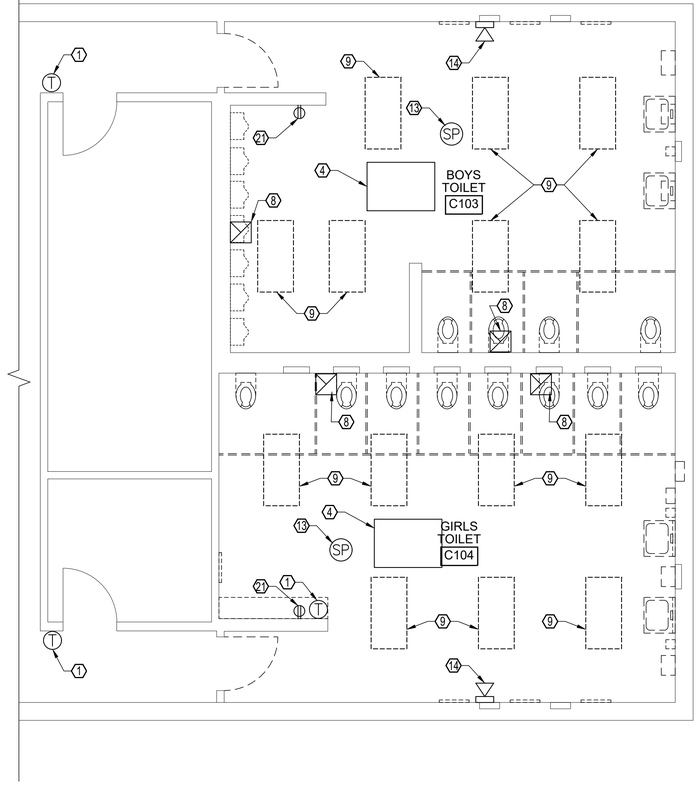

NORTH

3 ME-101

DEMO FLOOR PLAN

SCALE: 1/4" = 1'-0"

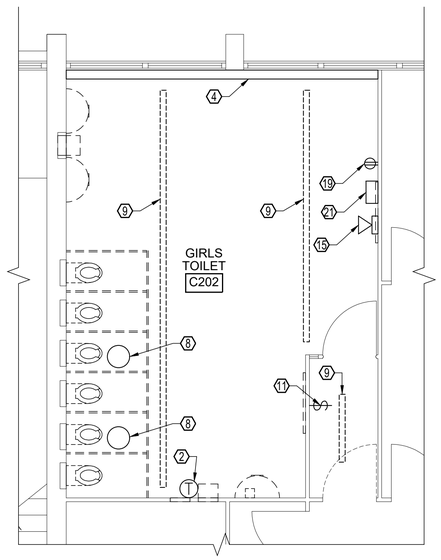

NORTH

4 ME-101

DEMO FLOOR PLAN

SCALE: 1/4" = 1'-0"

DEMO NOTES: (X)

1. EXISTING THERMOSTAT TO BE REMOVED IN ENTIRETY, INCLUDING OUTLET BOX, CONDUIT, AND WIRE.
2. EXISTING THERMOSTAT TO BE REPLACED. PROVIDE & INSTALL NEW CLEAR POLYCARBONATE KEYED & VENTED PROTECTIVE COVER.
3. EXISTING HEATER TO REMAIN. REMOVE SUPPORTS AS REQUIRED FOR NEW CERAMIC TILE INSTALLATION; PROVIDE TEMPORARY SUPPORTS AS REQUIRED.
4. EXISTING HEATER TO REMAIN - NO WORK.
5. EXISTING HEATER TO BE REMOVED IN ENTIRETY, INCLUDING SUPPLY AND RETURN PIPING AND VALVES BACK TO MAIN PIPING AT CEILING. CAP BRANCH PIPING AT MAIN.
6. EXISTING WALL EXHAUST GRILL TO BE REMOVED. REMOVE EXISTING DUCTWORK IN CHASE FROM GRILL TO POINT ABOVE NEW TOILET ROOM CEILING. PREPARE CUT END OF EXISTING DUCTWORK FOR EXTENSION.
7. EXISTING DUCT TO REMAIN - NO WORK.
8. EXISTING EXHAUST FAN SERVING TOILETS TO REMAIN. CONTRACTOR SHALL REMOVE EXISTING DIFFUSER & SALVAGE FOR REINSTALLATION.
9. EXISTING FLUORESCENT FIXTURE TO BE REMOVED. EXISTING OUTLET BOX, CONDUIT AND WIRE TO REMAIN FOR REUSE. EXTENSION TO NEW FIXTURE.
10. EXISTING LIGHT FIXTURE TO REMAIN. - NO WORK.
11. EXISTING SWITCH TO BE REMOVED IN ENTIRETY, INCLUDING OUTLET BOX, CONDUIT, AND SWITCH LEG WIRING. NEW LIGHTS TO BE CONTROLLED BY CEILING MOUNTED OCCUPANCY SENSORS.
12. EXISTING SWITCH TO REMAIN - NO WORK.
13. EXISTING INTERCOM SPEAKER TO BE REMOVED AND SALVAGED FOR RE-INSTALLATION; PROTECT FROM DAMAGE.
14. EXISTING FIRE ALARM INDICATING APPLIANCE TO BE REMOVED AND SALVAGED FOR REINSTALLATION; PROTECT FROM DAMAGE. REMOVE EXISTING OUTLET BOX. REMOVE EXISTING WIRING BACK TO NEXT DEVICE TO REMAIN. REMOVE EXISTING CONDUIT TO POINT ABOVE NEW CEILING HEIGHT; PREPARE CUT END OF CONDUIT FOR EXTENSION.
15. EXISTING FIRE ALARM INDICATING APPLIANCE TO REMAIN - NO WORK.
16. EXISTING SMOKE DETECTOR TO BE REMOVED AND SALVAGED FOR RE-INSTALLATION; PROTECT FROM DAMAGE. REMOVE SURFACE MOUNTED OUTLET BOX, CONDUIT, AND WIRE.
17. EXISTING SMOKE DETECTOR TO BE REMOVED AND SALVAGED FOR RE-INSTALLATION; PROTECT FROM DAMAGE. EXISTING OUTLET BOX, CONDUIT, AND WIRE TO REMAIN FOR EXTENSION TO NEW SMOKE DETECTOR LOCATION.
18. EXISTING SMOKE DETECTOR TO REMAIN - NO WORK.
19. EXISTING ELECTRICAL OUTLET TO BE REMOVED INCLUDING WIRING AND CONDUIT TO PANEL.
20. EXISTING ELECTRICAL OUTLET TO REMAIN - NO WORK.
21. EXISTING ELECTRICAL OUTLET TO BE REMOVED. RETAIN BOX, CONDUIT AND CIRCUIT FOR INSTALLATION OF NEW OUTLET.
22. EXISTING INTERCOM SPEAKER TO REMAIN. - NO WORK.

HR

Hurst-Rosche, Inc.
PROFESSIONAL DESIGN NUMBER: 184-000298

1400 E. TREMONT STREET
HILLSBORO, IL
PH: 217.532.3959
www.hurst-rosche.com

EAST ST. LOUIS, IL
MARION, IL
ARNOLD, MO
NEOSHO, MO
NASHVILLE, TN

LICENSED ARCHITECT
TIMOTHY L DOWNEN
001.021928
STATE OF ILLINOIS

SIGNATURE
DATE 02-10-2020
LICENSE EXPIRES 11-30-2020

SUMMER 2020 H/LS IMPROVEMENTS
BID PACKAGE A: TOILET AND FLOORING RENOVATION
EAST ALTON WOOD RIVER HIGH SCHOOL
EAST ALTON WOOD RIVER CHSD #14
777 NORTH WOOD RIVER AVENUE

MARK	DATE	DESCRIPTION

DATE: 02-10-2020
PROJECT NO: 150-2419

DESIGN:	DRAWN:	CHECK:
TLD	NAL	TLD

DEMOLITION PLANS

ME-101

© 2020 HURST-ROSCHE, INC.

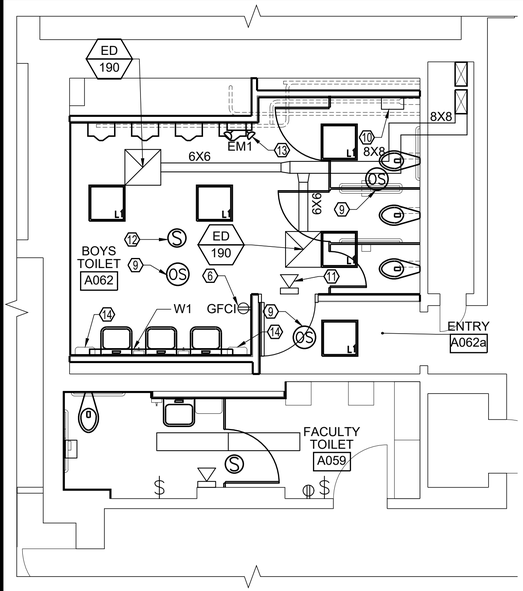

NORTH

1 ME-102

FLOOR PLAN

SCALE: 1/4" = 1'-0"

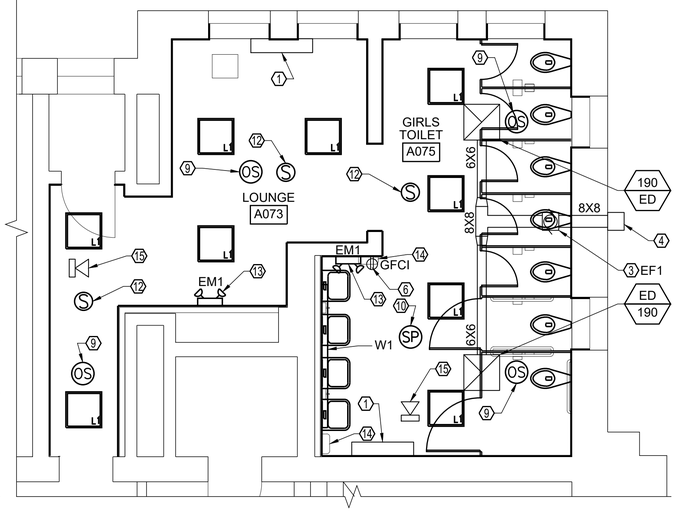

NORTH

2 ME-102

FLOOR PLAN

SCALE: 1/4" = 1'-0"

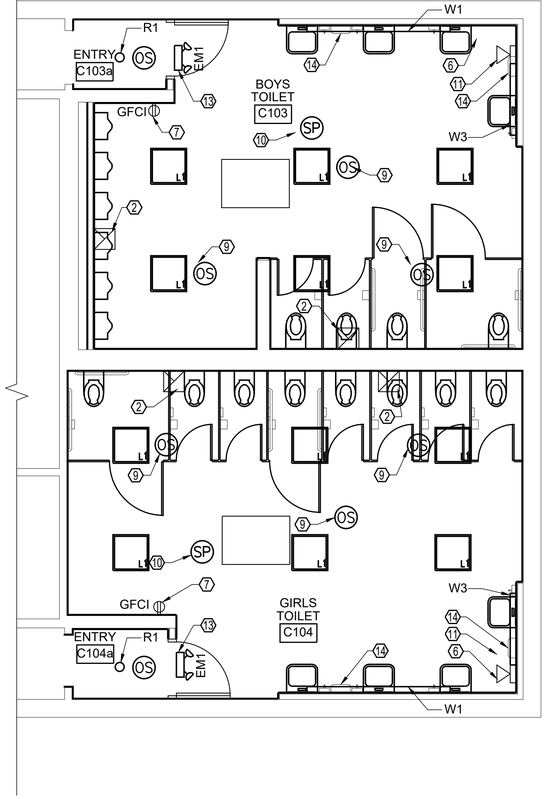

NORTH

3 ME-102

FLOOR PLAN

SCALE: 1/4" = 1'-0"

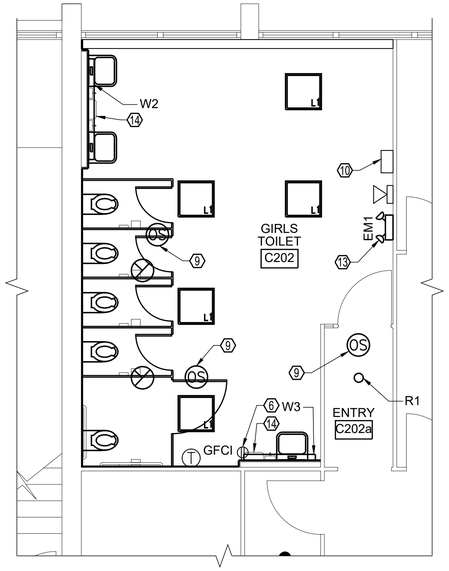

NORTH

4 ME-102

FLOOR PLAN

SCALE: 1/4" = 1'-0"

GENERAL NOTES:

1. ALL WORK SHALL BE IN ACCORDANCE WITH CURRENT EDITION OF THE NATIONAL ELECTRICAL CODE.
2. SEAL ALL PENETRATIONS W/ APPROPRIATE FIRE, WEATHER & THERMAL STOPS. COORDINATE FIRE WALL LOCATIONS W/ ARCHITECTURAL SHEETS.
3. MECH. EQUIPMENT VARIES FROM MANUFACTURER TO MANUFACTURER. COORDINATE ELECTRICAL CONNECTIONS WITH SUPPLIED EQUIPMENT.
4. ALL CONDUCTORS SHALL BE #12 AWG COPPER IN 3/4" CONDUIT MINIMUM UNLESS NOTED OTHERWISE. SWITCH LEGS SHALL BE PERMITTED TO BE INSTALLED IN 1/2" CONDUITS.
5. UNLESS NOTED OTHERWISE, ALL CONDUIT SHALL BE CONCEALED IN WALLS, ABOVE CEILINGS, AND BELOW FLOORS IN FINISHED SPACES. CONDUITS MAY BE RUN EXPOSED ONLY IN MECH. OR OTHER UNFINISHED SPACES AND WHERE SPECIFICALLY NOTED OR SHOWN ON DRAWINGS.
6. RECEPTACLES AND SWITCHES SHALL BE SPECIFICATION GRADE AND SHALL INCLUDE A GROUND LUG.
7. SAFETY SWITCHES SHALL BE HEAVY-DUTY WITH A GROUND BUS.
8. ALL WIRING DEVICES SHALL INSTALLED IN RECESSED OUTLET BOXES EXCEPT IN MECH. ROOMS OR WHERE SPECIFICALLY NOTED OR SHOWN ON DRAWINGS IN SURFACE MOUNT OUTLET BOXES.
9. COORDINATE ALL WORK WITH OTHER TRADES AS REQUIRED.

KEYED NOTES: (X)

1. PROVIDE NEW SUPPORT FOR EXISTING HEATER AFTER INSTALLATION OF NEW CERAMIC TILE.
2. EXTEND EXISTING EXHAUST DUCT ABOVE NEW TOILET ROOM CEILING AND CONNECT TO NEW CEILING EXHAUST GRILL.
3. NEW TOILET ROOM EXHAUST FAN ABOVE CEILING. CONNECT FAN TO ROOM LIGHTING CIRCUIT AND CONTROLS TO OPERATE FAN WHEN ROOM LIGHTS ARE ON.
4. PROVIDE PRE-FINISHED WALL CAP FOR EXHAUST DUCT.
5. NOT USED.
6. PROVIDE RECESSED OUTLET BOX IN NEW WALL FOR RECEPTACLE. PROVIDE NEW CONDUIT AND WIRE FROM OUTLET BOX TO ABOVE CEILING AND CONNECT TO UNSWITCHED ROOM LIGHTING CIRCUIT. CONCEAL CONDUIT AND BACK BOX IN EXISTING WALL CONSTRUCTION.
7. PROVIDE AND INSTALL GFCI ELECTRICAL OUTLET UTILIZING EXISTING BACK BOX, WIRING AND CONDUIT.
8. NOT USED.
9. NEW CEILING MOUNT OCCUPANCY SENSOR. PROVIDE POWER SUPPLY AND RELAY PACK AS REQUIRED TO CONNECT ALL SPACE OCCUPANCY SENSORS TOGETHER TO CONTROL ALL LIGHTS IN SPACE.
10. RE-INSTALL EXISTING INTERCOM SPEAKER ON WALL AT NEW CEILING. EXTEND EXISTING INTERCOM SYSTEM WIRING TO NEW SPEAKER LOCATION.
11. RE-INSTALL EXISTING FIRE ALARM INDICATING APPLIANCE IN LOCATION SHOWN. PROVIDE NEW RECESSED OUTLET BOX IN WALL AND EXTEND NEW CONDUIT ABOVE NEW CEILINGS FROM BOX TO EXISTING FIRE ALARM SYSTEM RACEWAY SYSTEM IN CORRIDOR. EXTEND EXISTING FIRE ALARM WIRING FROM CORRIDOR TO RE-INSTALLED DEVICE.
12. RE-INSTALL SMOKE DETECTOR IN NEW CEILING. EXTEND EXISTING FIRE ALARM WIRING TO NEW DEVICE LOCATION.
13. CONNECT EMERGENCY FIXTURE TO UNSWITCHED LIGHTING CIRCUIT IN ROOM.
14. PROVIDE AND INSTALL NEW 20A, 120V CIRCUIT BREAKER IN CLOSEST AVAILABLE ELECTRICAL PANEL AND CONNECT NEW HAND DRYER WITH NEW WIRING. UPDATE PANEL DIRECTORY ACCORDINGLY. CONCEAL CONDUIT AND BACK BOX IN EXISTING WALL CONSTRUCTION.
15. PROVIDE AND INSTALL NEW CEILING MOUNT FIRE ALARM INDICATING APPLIANCE. EXTEND NEW CONDUIT ABOVE NEW CEILING FROM NEW CEILING BOX TO EXISTING FIRE ALARM WIRING.

LIGHT FIXTURE SCHEDULE

MARK	VOLTS	DESCRIPTION	BASIS OF DESIGN	CATALOG NUMBER	LIGHT ENGINE		DRIVER		MOUNTING	
					NOM. LUMENS	TEMP	TYPE	QTY	TYPE	DETAIL
L1	UNV	2' X 2' LAY-IN TOFFER, .125" DB12 ACRYLIC DIFFUSER, FLAT ALUMINUM DOOR FRAME	DAY-BRITE	2TG30L835-2-FA-12F-UNV	3000	3500	E	1	LAY-IN	
W1	UNV	8' LOW PROFILE WALL BRACKET, DOWNLIGHT ONLY, WHITE FINISH, SOLID ENDS, FLAT DIFFUSER	LEDALITE	2221LBKLN08DEWSC	1300	3500	E	1	SURFACE, WALL	
W2	UNV	6' LOW PROFILE WALL BRACKET, DOWNLIGHT ONLY, WHITE FINISH, SOLID ENDS, FLAT DIFFUSER	LEDALITE	2221LBKLN06DEWSC	1300	3500	E	1	SURFACE, WALL	
W3	UNV	4' LOW PROFILE WALL BRACKET, DOWNLIGHT ONLY, WHITE FINISH, SOLID ENDS, FLAT DIFFUSER	LEDALITE	2221LBKLN04DEWSC	1300	3500	E	1	SURFACE, WALL	
R1	120	CAN LIGHT	LITHONIA	65BEMWLED30K90CR1-LX7	690	3000	E	1	RECESSED	

EMERGENCY FIXTURES

MARK	VOLTS	DESCRIPTION	BASIS OF DESIGN	CATALOG NUMBER	LAMP	SELF DIAG.	TEXT COLOR	BATTERY	MOUNTING	
									TYPE	DETAIL
EM1	120	TWO HEAD 12V, 7W LED EMERGENCY FIXTURE, DRY/DAMP LOCATION, INDEPENDENTLY ADJUSTABLE LAMPHEADS BEHIND CLEAR PLASTIC COVER	CHLORIDE	TPUDNLM7WICT	LED	Y	NA	NICAD	SURFACE, WALL	

CFL COMPACT FLUORESCENT
EM EMERGENCY
FL FLUORESCENT
HAL HALOGEN
LED LIGHT EMITTING DIODE
XEN XENON

BX BIAX
DQT DOUBLE QUAD TUBE
LED LIGHT EMMITING DIODE
QT QUAD TUBE
TTT TRIPLE TWIN TUBE

D ELECTRONIC DIMMING
E LOW THD ELECTRONIC
EM EMERGENCY BATTERY PACK
EXG EXISTING
IS INSTANT START
UNV UNIVERSAL VOLTAGE

M HPF MAGNETIC
NA NOT APPLICABLE
PS PROGRAM START
RS RAPID START

AIR TERMINAL SCHEDULE

TAG	BASIS OF DESIGN MODEL (TITUS)	BASIS OF DESIGN TERMINAL TYPE	TERMINAL FACE SIZE (IN. x IN.) (IN. DIA.)	TERMINAL NECK SIZE (IN. x IN.) (IN. DIA.)	MAXIMUM AIRFLOW (CFM)	MAX. S.P. DROP (IN. W.G.)	MAX. NOISE CRITERIA LEVEL (NC)
ED	PAR-AA	PERFORATED RETURN GRILLE	24 x 24	6 x 6	200	0.04	21

AIR TERMINAL SCHEDULE NOTES:
1. ALL DIFFUSERS SHALL BE PROVIDED WITH ACCESSORIES AS REQUIRED FOR DUCT AND CEILING TYPES LISTED ON DRAWINGS.
2. SEE PLANS FOR LOCATIONS, QUANTITIES, AND AIRFLOW REQUIREMENTS.
3. PROVIDE EARTHQUAKE TABS FOR DEVICES.

EXHAUST FAN SCHEDULE

TAG	BASIS OF DESIGN MANUFACTURER	BASIS OF DESIGN MODEL	REQUIRED AIRFLOW (CFM)	FAN TYPE	OUTLET DUCT SIZE (IN.X IN.)	ELECTRICAL DATA	
						VOLTAGE	FLA
EF-1	GREENHECK	CSP-A510	380	CENTRIF.	8 X 8	120	3.11

EXHAUST FAN SCHEDULE NOTES:
1) EXHAUST FANS SHALL HAVE MOTOR WITH THERMAL OVERLOAD PROTECTION AND SHALL BE NON-OVERLOADING.
3) EXHAUST FANS SHALL COME WITH FACTORY INSTALLED SPEED CONTROLLER.
4) EXHAUST FANS SHALL BE INTERLOCKED WITH LIGHT SWITCHES SO AS TO RUN WHEN THE BATHROOMS ARE OCCUPIED.

Hurst-Rosche, Inc.
PROFESSIONAL DESIGN NUMBER: 184-000298
1400 E. TREMONT STREET
HILLSBORO, IL
PH: 217.532.3959
www.hurst-rosche.com
EAST ST. LOUIS, IL
MARION, IL
ARNOLD, MO
NEOSHO, MO
NASHVILLE, TN

LICENSED ARCHITECT
TIMOTHY L DOWNEN
001.021928
STATE OF ILLINOIS

SIGNATURE
DATE 02-10-2020
LICENSE EXPIRES 11-30-2020

SUMMER 2020 H/LS IMPROVEMENTS
BID PACKAGE A: TOILET AND FLOORING RENOVATION
EAST ALTON WOOD RIVER HIGH SCHOOL
EAST ALTON WOOD RIVER CHSD #14
777 NORTH WOOD RIVER AVENUE

MARK	DATE	DESCRIPTION

DATE: 02-10-2020
PROJECT NO: 150-2419
DESIGN: TLD | DRAWN: NAL | CHECK: TLD

FLOOR PLANS

ME-102

© 2020 HURST-ROSCHE, INC.